

Tables and Graphs

This part was drawn up on the basis of statistical data of the Police of the Czech Republic, unless otherwise noted. Detected crimes are identical with the number of criminal offences recorded by the Police of the Czech Republic in the given year. Crimes per 10 000 inhabitants is calculated in relation to the number of inhabitants on 1 January of the relevant year. The term “offender” is understood to mean known (detected) offenders of solved crimes.

NOTES ON THE TABLES AND GRAPHS SECTION

ACT NO. 40/2009 COLL. (CRIMINAL CODE) AND ITS EFFECTS ON CRIME STATISTICS

As of 1 January 2010, Act No. 40/2009 Coll., Criminal Code, came into force, bringing a number of changes to the field of criminal law, which are also reflected in criminal statistics.

The Criminal Code introduced 43 new crimes and a considerable number of sections was amended. The statistically important act of driving a vehicle without a driving license (Sec. 180(d) of Act No. 140/1961 Coll.), which was criminalised by an amendment in 2007, is no longer a criminal offence.

The very definition of crimes has changed. The physical concept of crimes has been abandoned, and its so-called social dangerousness is no longer assessed. The Criminal Code prefers a formal definition of crimes. It defines a crime as an illegal act, which is designated as such by the law and which shows the characteristics given by the law (the formal aspect). This fundamental change is, however, corrected by the so-called material correction, which stipulates that the criminal responsibility of an offender and the criminal consequences associated with it can be applied only in cases of socially harmful acts.

Another change is the introduction of a division of crimes into misdemeanours and crimes. The Criminal Code defines misdemeanours as negligent crimes and those crimes where the maximum punishment stipulated by the law is 5 years of imprisonment. Crimes are all crimes that are not misdemeanours according to the law.

Overall crime before and after the entry into force of the new Criminal Code cannot therefore be efficiently compared. A continuous comparison of criminal statistics in all their scope would not be feasible, as two variables would have been pitted against each other. In graphics, the change can be highlighted.

We believe that there is an extensive set of conditionally comparable subsets of crimes – and therefore categories of the tactical-statistical classification ESKK – which the changes (taking into account the corrective of socially harmful acts) introduced into practice by Act No. 40/2009 Coll. as of 1 January 2010 Sb. have left virtually unaffected. The conditional comparison of these data before and after the entry into force of the Criminal Code is, in our opinion, legitimate.¹

We recommend complementing and refining the information from annual situation reports in the field of internal security and public order in the Czech Republic with scientifically erudite findings and conclusions from criminological, victimological, and other researches, as well as detailed analyses with a longer periodicity, which are elaborated in cooperation with researchers and academicians or within their respective fields.²

¹ We consider one of the conditions of legitimacy in comparing dissimilar data to be the respect of the content of the appropriate translation tables, complemented by notes or comments regarding all paragraphs.

² See e.g.: MAREŠOVÁ, Alena et al.: *Bezpečnostní situace v České republice. Sborník odborných studií a statí*. Praha: Ministerstvo vnitra 2012.

CONTENTS

TABLES, GRAPHS

TOTAL CRIME IN THE CZECH REPUBLIC	4
NUMBER OF RECORDED AND SOLVED CRIMES BY CRIME TYPE, AND THE ANNUAL CHANGE	5
DEVELOPMENT IN RECORDED AND RECOVERED DAMAGES	9
MISDEMEANOURS RECORDED BY THE POLICE OF THE CZECH REPUBLIC	10
MUNICIPAL POLICE – ACTIVITY RESULTS	11
CRIMINAL OFFENDERS	12-13
CRIMES COMMITTED BY REPEAT OFFENDERS	14
CRIMES COMMITTED BY FOREIGN NATIONALS	15
CRIMES COMMITTED BY CHILDREN (UNDER 15 YEARS OF AGE)	16
CRIMES COMMITTED BY MINORS (15 TO 18 YEARS OF AGE)	17
VICTIMS OF CRIME	18-20
PROPERTY CRIME	21
ECONOMIC CRIME	22-23
CORRUPTION	24
VIOLENT CRIME	25
VICE CRIME	26
ILLEGAL MIGRATION	27
DRUG-RELATED CRIMES	28
ROAD ACCIDENTS	29
CRIMES IN THE REGIONS OF THE CZECH REPUBLIC	30-34

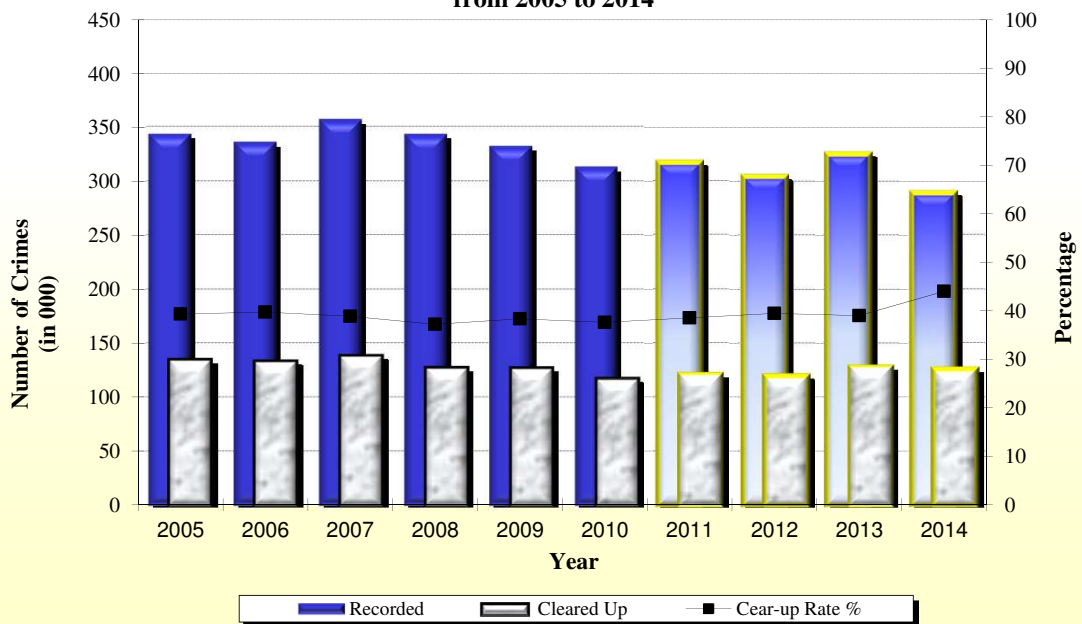
Total Crime in the Czech Republic

Year	Recorded*	Cleared Up	Clear-up Rate %
1995	375 630	151 842	40,4
1996	394 267	162 929	41,3
1997	403 654	169 177	41,9
1998	425 930	185 093	43,5
1999	426 626	193 354	45,3
2000	391 469	172 245	44,0
2001	358 577	166 827	46,5
2002	372 341	151 492	40,7
2003	357 740	135 581	37,9
2004	351 629	134 444	38,2
2005	344 060	135 281	39,3
2006	336 446	133 695	39,7
2007	357 391	138 852	38,9
2008	343 799	127 906	37,2
2009	332 829	127 604	38,3
2010	313 387	117 685	37,6
2011	317 177	122 238	38,5
2012	304 528	120 168	39,5
2013	325 366	129 182	39,7
2014	288 660	126 323	43,7

Note:

* This is the number of offences, where the criminal legal classification has been clearly determined and criminal proceedings are underway, and examination is taking place, or the case is closed.

**Total Crime in the Czech Republic
from 2005 to 2014**



As of 1 January 2010, Act No. 40/2009 Coll., has introduced a number of new crimes, many sections have been amended, the statistically significant act of driving a vehicle without a driving licence (Sec. 180(d) of Act No. 140/1961 Coll.) is no longer a crime. This is why crimes as of 2010 are shown in a different colour.

Number of Crimes Recorded and Solved in the Czech Republic in 2014 and the Annual Change

Code	Sec. of the Criminal Code	Name	2 014		Change	
			Recorded	Solved	Recorded number	%
101	/§ 140/	Murders and robberies	15	12	4	36,4
102	/§ 140/	Sexual murders	2	1	1	100,0
103	/§ 140/	Murders motivated by personal relations	78	71	-25	-24,3
104	/§ 140/	Contract murders	1	0	-5	-83,3
105	/§ 142/	Infanticide by mother	0	0	-1	-100,0
106	/§ 140/	Other murders	64	51	4	6,7
101-106		Total murders:	160	135	-22	-12,1
111	/§ 161, 162/	Unauthorised abortion - assistance and coercion of a woman	2	1	1	100,0
112	/§ 160/	Unauthorised abortion - with woman's agreement	1	1	1	-
113	/§ 159/	Unauthorised abortion - without woman's agreement	0	0	0	-
115	/§ 141/	Manslaughter	2	2	2	-
116	/§ 143/	Manslaughter due to negligence	69	25	-7	-9,2
121	/§ 195/	Abandonment of child	13	9	-8	-38,1
122	/§ 200/	Abduction	12	6	1	9,1
131	/§ 173/	Robberies	2 500	1 409	-461	-15,6
132	/§ 173/	Robberies in financial institutions	47	28	-43	-47,8
141	/§ 323, 324, 325, 326/	Assaulting a public official - other than a police officer	59	50	-37	-38,5
142	/§ 323, 324, 325, 326/	Assaulting a public official - a police officer	544	491	-130	-19,3
143	/§ 323, 324, 325, 326/	Assaulting a public official - municipal police officer	188	169	1	0,5
151	/§ 145, 146, 146a/	Intentional bodily harm	5 199	3 737	-179	-3,3
161	/§ 158/	Brawling	29	26	3	11,5
171	/§ 352/	Violence against a group of citizens or an individual	31	24	-19	-38,0
172	/§ 174/	Hostage taking	2	2	0	0,0
173	/§ 353/	Dangerous threats	2 217	1 871	-114	-4,9
174	/§ 354/	Stalking	490	373	-30	-5,8
181	/§ 175/	Extortion	1 338	1 048	-104	-7,2
182	/§ 169, 170, 171/	Restriction and deprivation of personal freedom	250	186	-8	-3,1
183	/§ 178/	Forcible entry into dwelling	2 719	1 531	-534	-16,4
184	/§ 208/	Unauthorised violation of another person's right to a house, flat	358	281	27	8,2
185	/§ 198/	Battering a person entrusted to one's care	137	70	-49	-26,3
186	/§ 199/	Battering a person sharing a common household	541	408	-31	-5,4
187	/§ 176/	Restriction of the freedom of religious worship	0	0	0	-
188	/§ 177/	Oppression	37	28	5	15,6
189	/§ 179/	Violation of freedom of association and assembly	1	1	1	-
190	/§ 144, 172/	Other violent crimes	3	0	-6	-66,7
101-190		Total violent crimes	16 949	11 912	-1 740	-9,3
201	/§ 185/	Rape	669	455	80	13,6
202	/§ 186/	Sexual assault	38	34	3	8,6
211	/§ 187/2/	Sexual abuse of a person in the offender's charge	75	58	-10	-11,8
212	/§ 187/1,2,3/	Other sexual abuse	647	486	-61	-8,6
213	/§ 187/2/	Commercial sexual abuse of a person in the offender's charge	1	0	1	-
214	/§ 187/1,3,4/	Other commercial sexual abuse	2	1	1	100,0
231	/§ 358/	Other sexual deviations	309	188	45	17,0
241	/§ 191/	Dissemination of pornography	52	34	1	2,0
251	/§ 155/	Exposing another to the danger of venereal diseases	10	3	6	150,0
252	/§ 145, 146, 152/	Injury to health through contagious diseases	11	7	-2	-15,4
253	/§ 143, 147, 148, 153/	Injury to health through contagious disease due to negligence	11	6	5	83,3
271	/§ 189/	Pimping	57	49	5	9,6
280	/§ 188/	Incest	6	6	-4	-40,0
281	/§ 168/	Trafficking in human beings for the purpose of sex. exploitation	20	14	2	11,1
290	/§ 190, 192, 193, 194/	Other vice crimes	297	211	24	8,8
201-290		Total vice crimes:	2 205	1 552	96	4,6

Code	Sec. of the Criminal Code	Name	2 014		Change	
			Recorded	Solved	Solved number	%
311	/§ 205/	Burglaries - shops	2 855	846	-1 236	-30,2
312	/§ 205/	Burglaries - shop windows	100	34	-31	-23,7
321	/§ 205/	Burglaries - pubs and restaurants	1 914	567	-475	-19,9
322	/§ 205/	Burglaries - accommodation facilities	835	151	-7	-0,8
323	/§ 205/	Burglaries - street stalls	689	192	-185	-21,2
324	/§ 205/	Burglaries - canteens	44	11	-23	-34,3
331	/§ 205/	Burglaries - museum galleries (not Sec. 332)	35	6	9	34,6
332	/§ 205/	Burglaries - cultural facilities (not Sec. 331)	67	10	-27	-28,7
341	/§ 205/	Burglaries - vaults, safety boxes	82	19	-22	-21,2
350	/§ 205/	Burglaries - IT centres	0	0	-4	-100,0
351	/§ 205/	Burglaries - schools	675	194	-64	-8,7
371	/§ 178, 205/	Burglaries - flats	3 778	949	-668	-15,0
372	/§ 178, 205/	Burglaries - holiday homes	3 955	1 061	-886	-18,3
373	/§ 178, 205/	Burglaries - family houses	5 099	1 312	-1 572	-23,6
390	/§ 178, 205/	Burglaries - other premises	29 176	5 909	-7 889	-21,3
311-390		Total burglaries:	49 304	11 261	-13 080	-21,0
411	/§ 205/	Pickpocketing	12 653	755	-3 304	-20,7
412	/§ 205/	Pickpocketing during sexual intercourse	10	7	0	0,0
413	/§ 205/	Other thefts (from persons)	8 027	1 217	-1 471	-15,5
421	/§ 205/	Thefts among workmates	43	15	-1	-2,3
431	/§ 205, 207/	Car thefts	8 720	1 629	-2 016	-18,8
432	/§ 205, 207/	Motorcycle thefts	741	182	-164	-18,1
433	/§ 205/	Thefts from cars	22 976	2 144	-7 923	-25,6
434	/§ 205/	Thefts of motor vehicle (spare) parts	8 641	871	-2 120	-19,7
435	/§ 205, 207/	Bicycle thefts	8 796	1 627	-886	-9,2
441	/§ 205/	Thefts of domestic animals	81	14	-13	-13,8
451	/§ 205/	Thefts in flats	3 462	1 686	-415	-10,7
461	/§ 205/	Thefts at railway stations - excluding consignments	80	18	-50	-38,5
462	/§ 205/	Thefts in public transport	106	5	-30	-22,1
471	/§ 205/	Thefts in antique shops	9	0	-15	-62,5
480	/§ 205/	Thefts in other premises	21 510	11 141	-1 789	-7,7
490	/§ 205/	Other thefts	7 853	2 587	-1 668	-17,5
411-490		Total thefts:	103 708	23 898	-21 865	-17,4
511	/§ 209/	Fraud	6 028	3 012	88	1,5
521	/§ 206/	Embezzlement	1 019	707	-65	-6,0
530	/§ 207/	Unauthorised use of another's property	77	50	-22	-22,2
588	/§ 219/	Concealment of objects	1 944	427	64	3,4
589	/§ 229/	Damaging another's property	11 437	1 627	-868	-7,1
590	/§ 304/	Poaching and other crimes against property	94	12	8	9,3
311-590		Total property crimes;	173 611	40 994	-35 740	-17,1
611	/§ 358, 359/	Hooliganism	3 418	2 685	-58	-1,7
612	/§ 358/	Spectator violence at sports and public events	65	46	12	22,6
613	/§ 228/2/	Spray painting	4 273	942	783	22,4
614	/§ 358/	Hooliganism - attacks against rescue workers	1	0	0	0,0
631	/§ 201, 202/	Corrupting morale of juveniles	865	733	-25	-2,8
632	/§ 204/	Supplying alcoholic beverages to juveniles	91	61	-8	-8,1
633	/§ 169/	Trafficking in children	1	0	0	0
634	/§ 339, 340, 341, 343/	Illegal crossing of the national border	108	70	-23	-17,6
635	/§ 283/	Unauthorised production and possession of drugs	4 414	3 895	467	11,8
636	/§ 287/	Spreading drug addiction	36	29	-57	-61,3
637	/§ 329/	Abuse of power by a public official	107	89	61	132,6
639	/§ 180/	Unauthorised handling of personal data	21	3	-8	-27,6
640	/§ 330/	Obstructing the tasks of an official due to negligence	2	1	-2	-50,0

Code	Sec. of the Criminal Code	Name	2 014		Change	
			Recorded	Solved	Recorded number	%
641	/§ 284/	Unauthorised production and possession of drugs - personal use	791	628	102	14,8
642	/§ 286/	Unauthorised production and possession of drugs - for sale	152	108	-11	-6,7
643	/§ 285/	Unauthorised growing of plants containing narcotic substances	204	134	-21	-9,3
644	/§ 288/	Prod. and management of substances having a hormonal effect	10	8	-6	-37,5
651	/§ 228, 272, 273/	Fires	884	165	4	0,5
652	/§ 228, 272, 273/	Explosions	25	8	11	78,6
662	/§ 662/	Unauthorised arming	455	351	-8	-1,7
663	/§ 337/	Obstructing the execution of an official decision	12 792	12 386	-1 804	-12,4
664	/§ 214, 215/	Illicit resale and receiving of stolen goods - complicity	1 011	916	3	0,3
690	/§ 338, 342/	Other crimes	3	2	1	50,0
611-690		Total other crimes:	29 729	23 260	-587	-1,9
721	/§ 366/	Abetting	24	19	2	9,1
730	/§ 145, 146, 228, 272, 274 aj/	All accidents... - intentional	16	12	-3	-15,8
731	/§ 143, 147, 148, 273, 274 aj/	Road accidents - negligent	6 432	5 062	181	2,9
732	/§ 143, 147, 148, 273, 274 aj/	Air accidents - negligent	5	2	2	66,7
733	/§ 143, 147, 148, 273, 274 aj/	Water transport accidents - negligent	6	1	6	-
741	/§ 143, 147, 148, 273, 274 aj/	Railway accidents - negligent	23	12	10	76,9
742	/§ 143, 147, 148, 273, 274 aj/	Combined accidents - road and railway - negligent	22	18	-3	-12,0
750	/§ 143, 147, 148, 274, 360/	Injury to health through negligence - labour accidents	128	62	10	8,5
751	/§ 143, 147, 148, 274, 360/	Injury to health through negligence - other	323	162	-6	-1,8
762	/§ 222/	Harming a creditor	39	14	27	225,0
763	/§ 223/	Favouritising a creditor	3	0	2	200,0
771	/§ 274, 360/	Endangering others under the influence of a drug	11 158	10 532	1 281	13,0
772	/§ 196/	Evasion of alimony payments	13 939	13 937	-787	-5,3
781	/§ 290/	Gaining control over an air vehicle, vessel and solid platform	0	0	0	-
782	/§ 291/	Providing false information - endangering safety of an air vehicle or a civil vessel	0	0	-1	-100,0
783	/§ 292/	Unlawful taking of an aircraft abroad	0	0	0	-
784	/§ 302, 303/	Cruelty to animals	90	31	12	15,4
785	/§ 357/	Spreading an alarming report	247	127	44	21,7
786	/§ 361/	Taking part in an organised criminal group	31	26	26	520,0
787	/§ 355/	Defamation of a nation, race, ethnic or other group	27	20	-10	-27,0
788	/§ 356/	Incitement of national and racial hatred	18	3	5	38,5
789	/§ 403, 404, 405/	Support and prop. of movements aimed at suppressing rights	101	74	21	26,3
790	/§ 149-151, 164-167, 181-184, 218, 220, 221, 272, 273 aj/	Other remaining crimes	2 799	1 463	90	3,3
721-790		Total remaining crimes:	35 431	31 577	909	2,6
801	/§ 248/	Unfair competition	83	41	32	62,7
803	/§ 251/	Unauthorised business activity	82	56	-22	-21,2
806	/§ 253/	Harming a customer	2	0	-3	-60,0
807	/§ 261/	Smuggling and evading customs duties	1	1	-1	-50,0
808	/§ 1254/	Misinterpretation of data re. economic performance and assets	305	229	-27	-8,1
809	/§ 248/	Breach of mandatory rules in economic relations	0	0	0	-
810	/§ 225/	Breach of duties in bankruptcy and composition proceedings	72	41	8	12,5
811	/§ 220, 221/	Breache of duties to administer another's propoerty	199	70	-32	-13,9
812	/§ 205/	Theft	626	516	111	21,6
813	/§ 207/	Unauthorised use of another's property	2	1	-4	-66,7
814	/§ 228/	Damaging another's property	8	3	1	14,3
815	/§ 209/	Fraud relating to social and health insurance	536	439	101	23,2
816	/§ 233/	Protection of currency	1 726	314	108	6,7
817	/§ 245, 246/	Counterfeiting and altering stamps and duty stamps	0	0	-3	-100,0
819	/§ 240/	Tax evasion - curtailing	858	435	-256	-23,0
820	/§ 329/	Abuse of power by a public official	130	66	-37	-22,2
821	/§ 331/	Bribery	63	32	-27	-30,0
822	/§ 222/	Frauding a creditor	256	92	-29	-10,2
823	/§ 348/	Forging and altering a public document	804	578	159	24,7
824	/§ 349/	Unauthorised making and keeping the state seal and official stamp	10	3	-2	-16,7
825	/§ 156, 157/	Endangering public health through defective foods	37	35	-30	-44,8

Code	Sec. of the Criminal Code	Name	2 014		Change	
			Recorded	Solved	Recorded number	%
826	<i>/§ 259, 260/</i>	Issue of false confirmation	49	36	16	48,5
827	<i>/§ 207/</i>	Unauthorised use of a motor vehicle	7	4	-12	-63,2
828	<i>/§ 182/</i>	Violation of the privacy of transmitted messages	33	17	-12	-26,7
829	<i>/§ 206/</i>	Embezzlement	2 474	1 672	-57	-2,3
830	<i>/§ 209/</i>	Fraud	4 725	2 907	-273	-5,5
831	<i>/§ 256, 257, 258/</i>	Fraudulent manipulation of public tenders and auctions	63	35	-33	-34,4
832	<i>/§ 262, 263, 264/</i>	Violation of statutory provisions on the disposal of goods	0	0	0	-
833	<i>/§ 128/</i>	Misuse of information in business relationship	44	20	16	57,1
834	<i>/§ 252/</i>	Unlicensed operation of a lottery	43	7	23	115,0
835	<i>/§ 244/</i>	Breach of rules on identification of goods by labels	64	58	-22	-25,6
836	<i>/§ 180/</i>	Unauthorised disposal of personal data	5	3	-5	-50,0
837	<i>/§ 235, 236, 237, 239/</i>	Other crimes against currency	12	9	-5	-29,4
838	<i>/§ 234/</i>	Unauthorised possession of a payment means	7 471	1 912	-801	-9,7
839	<i>/§ 265, 266, 267/</i>	Violation of statutory provisions on foreign trade in milit. mat.	6	2	5	500,0
840	<i>/§ 205, 206, 209</i>	Pilferage of transported goods - railways	39	12	9	30,0
841	<i>/§ 205, 206, 209</i>	Pilferage of mailed parcels	30	8	12	66,7
842	<i>/§ 205, 206, 209</i>	Pilferage of transported goods - road transport	53	12	-13	-19,7
843	<i>/§ 205, 206, 209</i>	Pilferage of transported goods - air transport	1	0	-1	-50,0
844	<i>/§ 205, 206, 209</i>	Pilferage of transported goods - water transport	0	0	0	-
845	<i>/§ 330/</i>	Obstructing the tasks of a public official through negligence	7	6	-2	-22,2
846	<i>/§ 332/</i>	Bribery - bribe giving	118	94	-66	-35,9
847	<i>/§ 333/</i>	Indirect bribery	4	2	-4	-50,0
848	<i>/§ 223/</i>	Giving advantage to a particular creditor	49	27	-3	-5,8
849	<i>/§ 226/</i>	Fraudulent manipulation of insolvency proceedings	2	0	2	-
850	<i>/§ 293, 294a, 295, 297, 298 aj./</i>	Deliberate endangering of the environment	47	27	-6	-11,3
851	<i>/§ 294, 294a, 295, 297, 298 aj./</i>	Negligent endangering of the environment	11	1	1	10,0
852	<i>/§ 224/</i>	Heavy indebtedness	29	18	13	81,3
853	<i>/§ 249/</i>	Unauthorised issue of an investment instrument	1	0	-1	-50,0
854	<i>/§ 250/</i>	Manipulation of investment instrument rate	1	1	1	-
855	<i>/§ 281, 282/</i>	Unauthorised prod. and poss. of radioactive and nuclear mat.	0	0	-1	-100,0
860	<i>/§ 214, 215/</i>	Participation in fraud	87	78	31	55,4
861	<i>/§ 268/</i>	Infringement of a trademark	707	677	96	15,7
862	<i>/§ 269/</i>	Infringement of industrial rights	9	4	-1	-10,0
863	<i>/§ 270, 271/</i>	Infringement of copyright	358	212	20	5,9
864	<i>/§ 216, 217/</i>	Concealment of the origin of money obtained through crime	575	279	140	32,2
865	<i>/§ 230, 231, 232/</i>	Damaging or misusing a data carrier record	669	192	368	122,3
866	<i>/§ 213/</i>	Operation of fraudulent games and wagers	1	0	1	-
870	<i>/§ 273, 274, 277, 294, 294a aj./</i>	Break-downs and operational failures... - through negligence	19	4	-5	-20,8
871	<i>/§ 228, 272, 274, 276, 278 aj./</i>	Break-downs and operational failures... - deliberate	68	20	-33	-32,7
880	<i>/§ 210/</i>	Insurance fraud	368	243	-7	-1,9
881	<i>/§ 211/</i>	Credit fraud	5 643	4 743	707	14,3
882	<i>/§ 212/</i>	Subsidy fraud	96	66	5	5,5
885	<i>/§ 243/</i>	Non-compliance with reporting duty in tax procedures	0	0	-1	-100,0
886	<i>/§ 241/</i>	Curtailment of taxes, fees, and similar mandatory dues	773	484	190	32,6
890	<i>/§ 181, 183, 218, 227, 229 aj./</i>	Other economic crimes	170	97	16	10,4
801-890		Total economic crimes:	30 731	16 941	355	1,2
901	<i>/§ 369-398, 417/</i>	Military crimes	4	3	1	33,3
902	<i>/§ 309-312, 314-322 aj./</i>	Crimes against the state	0	0	0	-
903	<i>/§ 406, 407, 409, 416/</i>	War crimes and crimes against peace	0	0	0	-
101-690		Total common crimes:	222 494	77 718	-37 971	-14,6
101-903		TOTAL CRIMES	288 660	126 239	-36 706	-11,3

Notes:

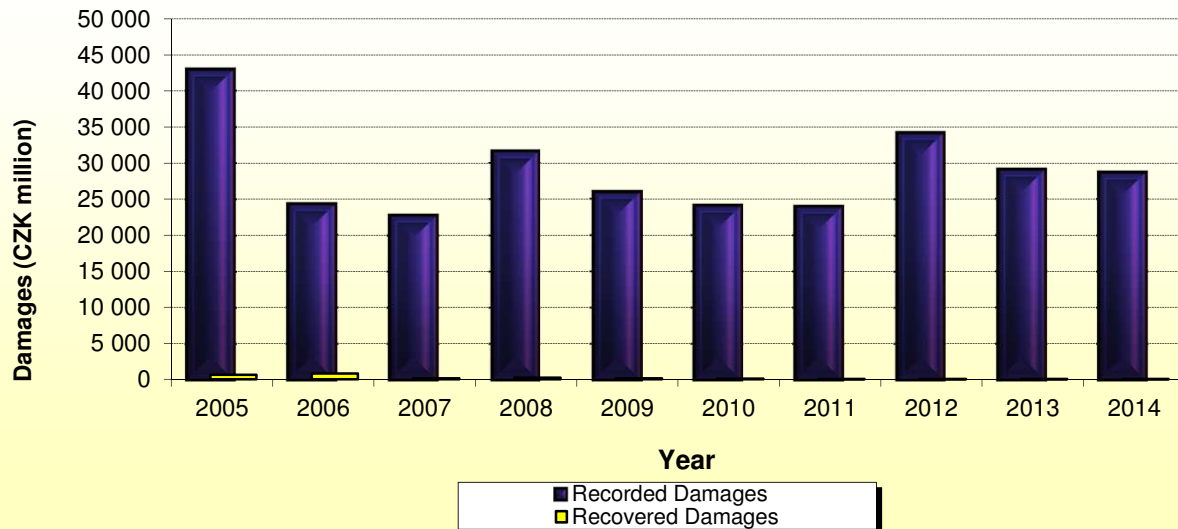
TSC - tactic and statistical classification of the Statistical Crime Recording System of the Police of the Czech Republic.

The TSC codes which were amended as of 1 January 2013 in terms of composition of sections of the Criminal Code are marked in italics.

**Development of Recorded and Recovered Damages (CZK million)
in the Czech Republic from 2005 to 2014**

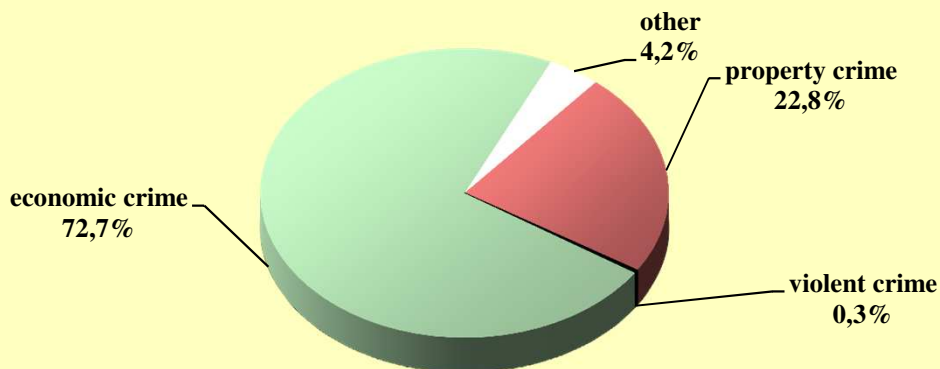
Year	Recorded	Recovered	%
2005	42 985	640	1,49
2006	24 262	835	3,44
2007	22 782	162	0,71
2008	31 626	244	0,77
2009	26 013	154	0,59
2010	24 104	100	0,42
2011	23 951	67	0,28
2012	34 215	61	0,18
2013	29 054	64	0,22
2014	28 697	49	0,17

**Recorded and Recovered Damages from Total Crime
from 2005 to 2014**



Note: Inflation is not taken into account

**Share of Specific Crimes in Recorded Damages
in the Czech Republic in 2014**



Misdemeanours Recorded by the Police of the Czech Republic from 2010 to 2014

Police of the Czech Republic						
	Year	2010	2011	2012	2013	2014
Public Order Police Service						
Total		749 333	790 379	739 290	748 476	796 307
of which against:						
- road safety and smoothness of traffic (Sec. 22)		401 895	433 826	409 441	411 956	473 234
- property (Sec. 50)		186 315	190 526	175 112	181 956	159 522
- public order (Sec. 47 - 49)		110 983	119 294	113 611	112 780	114 097
- alcohol and drug addiction (Sec. 30)		20 314	21 163	17 068	19 501	24 052
Traffic Police Service						
- misdemeanours committed by drivers		602 356	637 224	570 674	531 782	535 178
- misdemeanours committed by other participants		17 233	20 114	21 152	19 747	23 196
Firearms and Security Material Police Service						
- in the area of firearm permits		2 344	2 730	3 297	2 909	1 825
Alien Police Service						
- Act No. 326/1999 Coll. (residence of foreigners)		39 696	24 444	29 014	27 438	29 582
- Act No. 200/1999 Coll. (misdemeanours)		63 685				
Total misdemeanours		1 474 647	1 474 891	1 363 427	1 330 352	1 386 088

Municipal Police - Results of Activities in 2013 and 2014

	2013*
Number of municipal police offices in the Czech Republic	362
Number of municipal police offices that provided information	362
Number of employees of all municipal police offices	9 516
Number of officers who provided information	8 482
Number of officers/candidates having sec. education (without diploma)	853
Number of officers/candidates having sec. education (with diploma)	6 503
Number of officers/candidates with higher education	1 051
Total number of misdemeanours solved by ticket fines	784 729
of which misdemeanours related to traffic safety (except for speeding)	549 808
of which misdemeanours of speeding	95 701
of which misdemean. relating to protection against alcohol abuse and other addictions	8 924
of which misdemeanours against public order	75 539
of which misdemeanours against citizens' coexistence	3 231
of which misdemeanours against property	26 391
Total number of suspicions of misdemeanours referred to relevant authorities	648 530
of which misdemeanours related to traffic safety (except for speeding)	329 945
of which misdemeanours of speeding	265 474
of which misdemeanours against public order	24 365
of which misdemeanours against property	16 493
Total misdemeanours	1 433 259
Total amount of immediate fines issued (CZK)	267 051 956
Costs of municipal police per calendar year	4 984 392 015
Number of reasonable suspicions of crimes referred to the Police of the Czech Rep.	15 848
Number of physical assaults against officers	341
Number of cases when a service weapon was used	17
Number of legal contracts concluded under Sec. 3a of Act on Municipal Police	481
Number of decisions to tow a vehicle	45 935
Number of persons transferred to detoxication facilities	10 993
Number of missing and wanted persons taken to police stations	3 532
Number of found motor vehicles	469
Number of captured animals	31 344
Number of municipal police offices operative 24 hours/day	163

* Data provided as of 20 March 2014



2014

367

365

9 534

8 442

687

6 536

1 126

789 786

572 293

82 967

9 833

72 670

2 563

23 684

717 181

367 081

300 901

20 605

13 782

1 506 967**266 285 353****5 071 677 956****15 877**

393

15

517

45 845

12 184

3 993

406

30 744

162

Criminal Offenders

Development of the Number of Offenders for Total Crime

Year	Total	Men	Women	Recidivists	Children	Minors	Foreigners
2005	121 511	104 274	17 237	55 856	3 341	5 654	6 994
2006	122 753	106 045	16 708	56 661	3 027	5 808	7 284
2007	127 718	111 312	16 406	56 773	2 635	6 322	8 179
2008	122 053	106 816	15 237	53 321	2 723	6 014	8 572
2009	123 235	107 277	15 958	56 594	2 094	5 339	8 362
2010	112 477	97 673	14 804	53 405	1 606	4 010	7 377
2011	114 975	99 715	15 260	55 717	1 568	4 038	7 473
2012	113 026	97 547	15 479	56 489	1 371	3 486	7 513
2013	117 682	100 944	16 738	61 934	1 251	2 939	7 470
2014	114 392	97 430	16 962	61 020	1 369	2 593	7 385

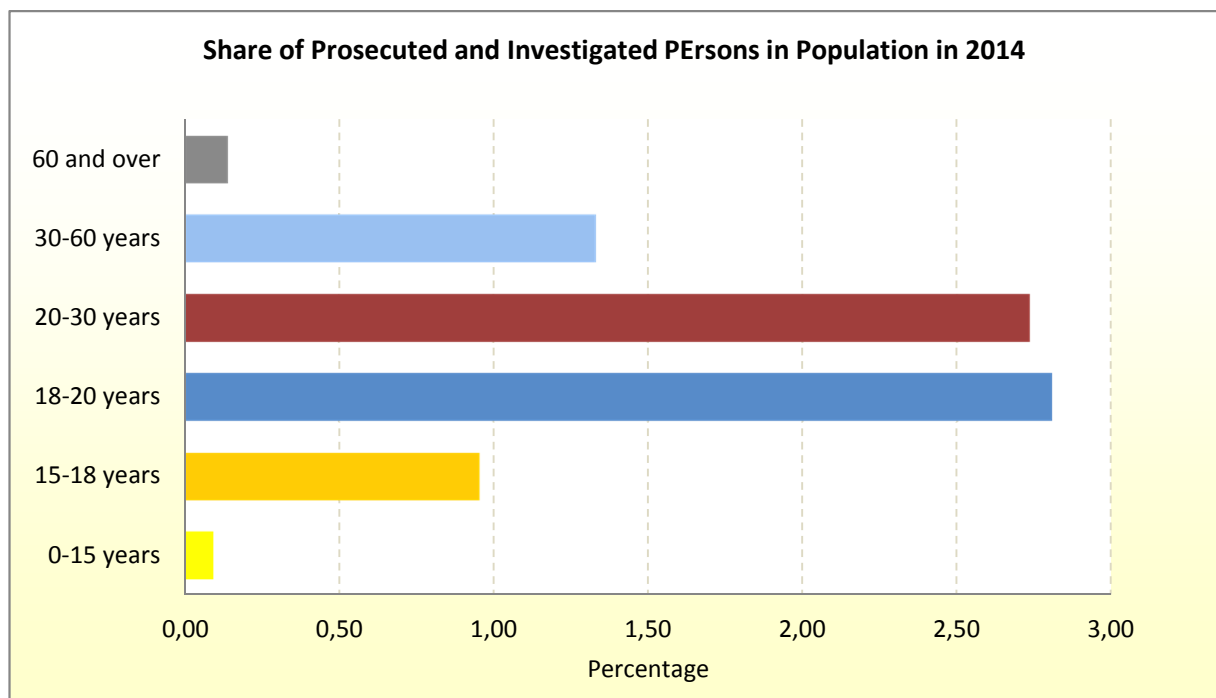
Development of Share (%) of Individual Categories of Offenders in the Total Number of Offenders

Year	Men	Women	Recidivists	Chidrel under 15	Minors 15-18	Foreigners
2005	85,8	14,2	46,0	2,7	4,7	5,8
2006	86,4	13,6	46,2	2,5	4,7	5,9
2007	87,2	12,8	44,5	2,1	4,9	6,4
2008	87,5	12,5	43,7	2,2	4,9	7,0
2009	87,1	12,9	45,9	1,7	4,3	6,8
2010	86,8	13,2	47,5	1,4	3,6	6,6
2011	86,7	13,3	48,5	1,4	3,5	6,5
2012	86,3	13,7	50,0	1,2	3,1	6,6
2013	85,8	14,2	52,6	1,1	2,5	6,3
2014	85,2	14,8	53,3	1,2	2,3	6,5

Zdroj: PČR

Development in the Share of Prosecuted and Investigated Persons in the Population According to Given Age Categories from 2012 until 2014

	Age/Years					
	under 15	15-18	18-20	20-30	30-60	60 and over
Year 2012						
Number	1 371	3 486	6 696	35 378	62 646	3 449
Percentage of total offenders	1,21	3,08	5,92	31,30	55,43	3,05
Percentage of total population in relevant age category	0,09	1,18	2,73	2,54	1,37	0,14
Number of inhabitants as of 1/1/2012	1 541 241	295 435	245 670	1 392 662	4 585 261	2 445 176
Year 2013						
Number	1 251	2 939	6 090	38 361	65 346	3 695
Percentage of total offenders	1,06	2,50	5,17	32,60	55,53	3,14
Percentage of total population in relevant age category	0,08	1,05	2,63	2,80	1,43	0,15
Number of inhabitants as of 1/1/2013	1 560 296	278 934	231 331	1 371 579	4 571 220	2 502 765
Year 2014						
Number	1 369	2 593	9 252	37 512	60 433	3 233
Percentage of total offenders	1,19	2,26	8,07	32,73	52,73	2,82
Percentage of total population in relevant age category	0,09	0,95	2,81	2,73	1,33	0,13
Number of inhabitants as of 1/1/2014	1 577 455	272 818	329 827	1 372 181	4 552 266	2 407 872





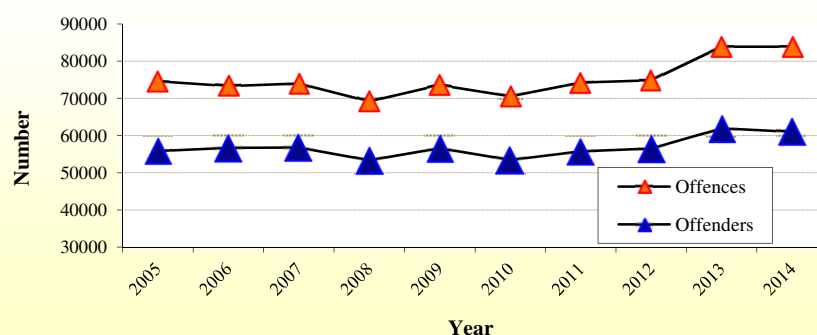
Crimes Committed by Repeat Offenders

Crimes committed by recidivists
in 2014

Cleared up: 83 894
i.e. 59% of total cleared-up crime

Repeat offenders: 61 020
men: 55 074, i.e. 90.2%
women: 5 946, i.e. 9.7%

Development of Crimes Committed by Repeat Offenders in the Czech Republic from 2005 to 2014



Development of the Number of Crimes Committed by Repeat Offenders

Types of Criminal Offences	2008	2009	2010	2011	2012	2013	2014
Total murders:	78	74	90	69	105	77	75
Robberies	1 174	1 255	1 170	1 141	1 025	1 086	1 016
Wilful injury to health	1 573	1 540	1 564	1 702	1 901	2 001	2 016
Dangerous threats	661	679	914	1 044	985	1 093	1 107
Violent crimes:	5 575	5 786	6 364	6 970	6 836	7 366	7 054
Vice crimes:	416	439	478	502	513	557	573
Burglar. of holiday homes	1 055	1 090	1 375	1 107	1 100	1 198	1 014
Burglaries	7 834	8 948	10 362	10 769	10 156	12 398	11 396
Car thefts	1 782	1 550	1 285	1 411	1 337	1 500	1 442
Thefts from cars	2 956	3 007	3 098	2 457	2 187	2 655	2 351
Common thefts:	17 902	18 171	16 988	18 312	20 092	21 291	21 804
Property crime:	28 294	30 089	30 342	32 210	33 642	37 448	37 009
Hooliganism	1 058	1 130	1 192	1 482	1 480	1 613	1 638
Unauth. prod. & distr. of drugs	1 401	1 435	1 410	1 891	1 935	2 482	2 996
Evasion of alimony payments	5 852	6 726	8 496	9 140	8 908	9 451	9 311
Embezzlement	940	943	785	736	763	697	741
Fraud	1 281	1 453	1 326	1 200	1 224	1 618	1 557
Copyright infringement	28	31	244	45	31	48	17
Total economic crime:	7 140	6 616	6 300	5 631	5 349	7 178	7 878
TOTAL CRIME	69 214	73 561	70 581	74 212	74 815	83 894	83 894

Development of the Number of Prosecuted Repeat Offenders and their Share the Total Number of Prosecuted Persons According to Selected Crimes*

Types of Criminal Offences	2012	%	2013	%	2014	%
Total murders:	117	57,9	80	42,8	75	52,4
Wilful injury to health	1 803	38,6	1 867	41,3	1 876	42,4
Violent crimes:	5 699	43,4	6 105	46,5	5 788	47,5
Vice crimes:	353	27,6	399	29,9	415	31,0
Burgl. of holiday homes	424	60,7	476	68,7	449	65,1
Burglaries	5 935	61,7	6 864	67,3	6 188	68,4
Thefts from cars	974	74,4	1 144	81,0	1 013	80,7
Common thefts:	14 302	69,4	14 779	71,6	14 858	74,2
Property crime:	22 509	63,3	24 178	66,5	23 579	68,1
Fraud	879	33,7	1 076	35,4	1 284	51,7
Total economic crimes:	4 095	31,0	5 134	33,7	5 381	34,7
TOTAL CRIME	56 489	50,0	61 934	52,6	61 020	53,2

* NOTE: The share concerns persons prosecuted exclusively for a specific crime.

Crimes Committed by Foreign Nationals

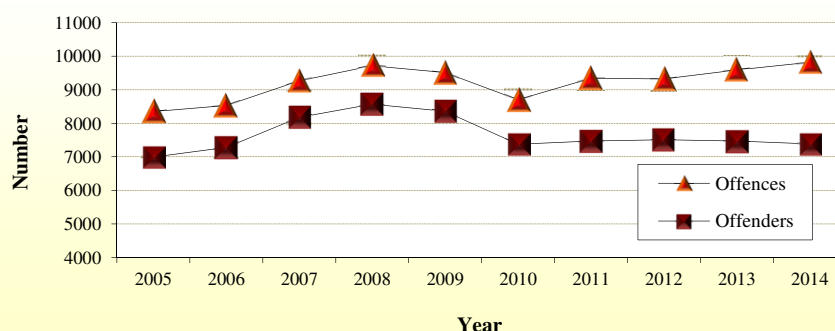
Crimes committed by foreign nationals in 2014

Cleared up: 9 821
i.e. 7.8% of cleared-up crimes

Prosecuted and investigated persons

total: 7 385
men: 6 587, i.e. 89.5%
women: 789, i.e. 10.5%

Development of Crime Committed by Foreign Nationals in the Czech Republic from 2005 to 2014



Development of Crimes Committed by Foreign Nationals

Type of criminal offence	2008	2009	2010	2011	2012	2013	2014
Total murders:	34	30	20	21	23	20	18
Robberies	209	255	197	205	178	167	155
Wilful injury to health	289	236	234	339	302	289	269
Violent crimes:	915	924	954	1 156	1 035	998	914
Vice crimes:	119	87	171	208	122	102	112
Burglaries:	572	574	686	759	664	855	771
Common thefts:	1 444	1 312	1 292	1 333	1 598	1 438	1 222
Pickpocketing	165	142	115	95	175	116	119
Property crimes:	2 338	2 277	2 410	2 441	2 671	2 747	2 402
Obstructing execution of off. dec.	1 213	1 134	1 039	1 148	1 132	1 213	957
Total economic crime:	1 161	1 229	1 502	1 694	1 562	1 652	2 403
TOTAL CRIME	9 720	9 512	8 701	9 346	9 325	9 595	9 821

Development of the Number of Prosecuted Foreign Nationals and Their Share the Total Number of Prosecuted Persons According to Selected Crimes*

Type of criminal offence	2012	%	2013	%	2014	%
Total murders:	28	13,9	22	11,8	18	12,6
Robberies	168	8,9	179	9,2	156	9,2
Wilful injury to health	289	6,2	295	6,5	290	6,6
Violent crimes:	899	6,8	893	6,8	844	6,9
Vice crimes:	109	8,5	89	6,7	89	6,7
Burglaries:	401	4,2	412	4,0	373	4,1
Pickpocketing	126	17,9	131	14,5	130	17,2
Common thefts:	1 182	5,7	1 128	5,5	977	4,9
Property crime:	1 904	5,4	1 889	5,2	1 664	4,8
Obstructing execution of off. dec.	978	9,3	1 054	8,9	821	8,1
Total economic crimes:	988	7,5	1 011	6,6	1 125	7,3
TOTAL CRIME	7 513	6,6	7 470	6,3	7 385	6,4

* NOTE: The share concerns persons prosecuted exclusively for a specific crime.

Crimes Committed by Children (under 15 years of age)

Crimes committed by children in 2014

Cleared up: 1 350

i.e. 1% of all cleared up crimes

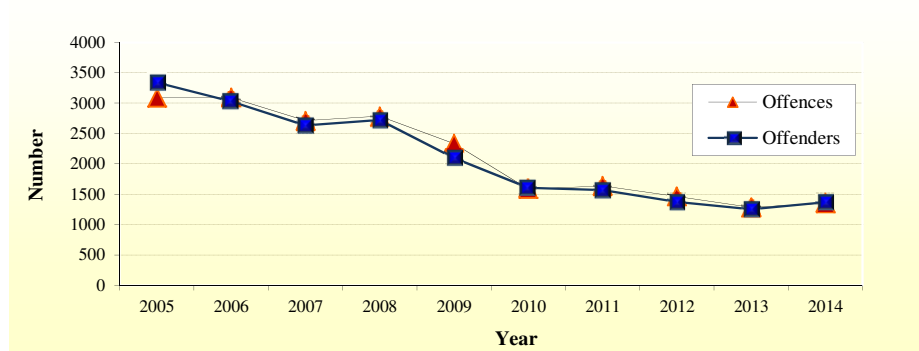
Investigated persons

total: 1 369

boys: 1 135, i.e. 82.9%

girls: 234, i.e. 17.1%

Development of Crimes Committed by Children in the Czech Republic from 2005 to 2014



Development of the Number Crimes Committed by Children

Type of criminal offence	2008	2009	2010	2011	2012	2013	2014
Total murders:	3	0	2	2	2	3	0
Robberies	260	225	128	128	136	90	88
Wilful injury to health	108	87	96	88	100	83	80
Extortion	71	82	66	68	72	55	65
Violent crimes:	499	455	349	331	366	274	287
Vice crimes:	93	100	97	84	122	101	120
Burglaries of flats	48	54	22	21	28	23	18
Burglaries:	549	442	319	335	229	217	168
Thefts from cars	134	81	31	15	11	15	22
Bicycle thefts	12	21	14	10	20	16	15
Common thefts:	733	602	334	421	337	299	258
Property crime:	1409	1145	748	848	649	590	515
Hooliganism	73	49	57	70	55	90	87
Unauth. prod. and distr. of drugs	89	94	54	77	49	63	48
Spreading addiction	9	2	4	4	5	5	2
TOTAL CRIME	2783	2333	1584	1636	1463	1286	1350

Development in the Number of Investigated Children and Their Share in the Number of Prosecuted Persons According to Specific Types of Crime*

Type of criminal offence	2012	%	2013	%	2014	%
Total murders:	2	1,0	3	1,6	0	0,0
Wilful injury to health	99	2,1	83	1,8	84	1,9
Violent crimes:	360	2,7	274	2,1	310	2,5
Vice crimes:	90	7,0	101	7,6	98	7,3
Burglaries of flats	27	3,5	23	3,0	17	2,1
Burglaries:	240	2,5	217	2,1	227	2,5
Thefts from cars	12	0,9	15	1,1	18	1,4
Common thefts:	253	1,2	299	1,4	218	1,1
Property crimes:	612	1,7	590	1,6	581	1,7
Hooliganism	66	2,1	90	2,8	81	2,6
Unauth. prod. and distr. of drugs	37	1,4	63	1,9	42	1,1
TOTAL CRIME	1 371	1,2	1 251	1,1	1 369	1,2

* The share relates to the total number of persons prosecuted exclusively for a specific crime.

Crimes Committed by Minors (15 to 18 years of age)

Crimes committed by minors in 2014

Recorded: 3 367

i.e. 2.4% of total cleared-up crimes

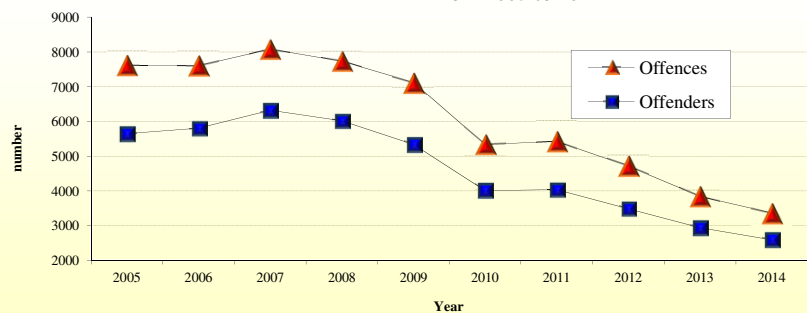
Prosecuted and investigated persons

total: 2 593

men: 2 265, i.e. 87.4%

women: 328, i.e. 12.6%

Development of Crimes Committed by Minors in the Czech Republic from 2005 to 2014



Development of the Number of Crimes Committed by Minors

Type of criminal offence	2008	2009	2010	2011	2012	2013	2014
Total murders:	6	5	4	6	2	7	3
Robberies	454	431	311	292	289	212	167
Wilful injury to health	285	298	298	246	291	239	225
Extortion	79	98	72	112	85	85	59
Violent crimes:	958	969	810	819	829	677	565
Vice crimes:	155	174	166	185	198	216	198
Burglaries of holiday homes	159	148	125	139	118	87	66
Burglaries:	1 426	1 412	1 277	1 358	1 105	897	710
Car thefts	428	368	247	269	190	153	115
Thefts from cars	267	220	206	146	101	61	41
Common thefts:	2 163	1 847	1 537	1 520	1 334	1 002	820
Property crimes:	3 844	3 472	3 033	3 083	2 605	2 052	1 702
Hooliganism	152	150	156	162	146	138	151
Unauth. prod. and distr. of drugs	164	146	118	187	123	144	123
Spreading addiction	10	4	1	4	3	3	1
TOTAL CRIME	7 728	7 123	5 339	5 427	4 713	3 845	3 367

Development of Crimes Committed by Minors and Their Share in Prosecuted Persons According to Specific Types of Crime*

Type of criminal offence	2012	%	2013	%	2014	%
Total murders:	2	1,0	8	4,3	4	2,8
Robberies	251	13,2	212	10,9	171	10,4
Wilful injury to health	309	6,6	235	5,2	222	5,0
Violent crimes:	727	5,5	591	4,5	529	4,3
Vice crimes:	193	15,1	210	15,7	189	14,1
Burglaries of holiday homes	45	6,4	37	5,3	45	6,5
Burglaries:	806	8,4	617	6,1	459	5,1
Theft from cars	45	3,4	35	2,5	20	1,6
Common thefts:	841	4,1	689	3,3	595	3,0
Property crimes:	1 804	5,1	1 453	4,0	1 215	3,5
Hooliganism	125	3,9	131	4,1	125	4,0
Unauth. prod. and distr. pf drugs	103	3,9	133	4,0	105	2,8
TOTAL CRIME	3 486	3,1	2 939	2,5	2 593	2,3

* The share is related to persons prosecuted exclusively for a specific crime.

Victims of Crimes

Development in the Number of Victims of Crimes

	2007	2008	2009	2010	2011	2012	2013	2014
Men	24 245	22 614	21 822	19 413	20 363	19 766	20 648	18 392
Women	21 309	21 138	21 494	19 811	20 617	20 871	20 373	17 025
Men and women	45 554	43 752	43 316	39 224	40 980	40 637	41 021	35 417
Groups (number of groups)	2 026	2 050	2 114	2 119	2 375	2 274	2 303	2 040
Groups (number of persons in gr.)	5 013	5 182	5 263	5 295	5 884	5 641	6 143	5 195
Total number of persons	50 567	48 934	48 579	44 519	46 864	46 278	47 164	40 612

Victims of Crimes in the Czech Republic by Types of Criminal Offences

Type of a criminal offence	2012		2013		2014		change	
	men	women	men	women	men	women	men	women
Murders and robberies	8	10	1	7	7	7	6	0
Sexual murders	0	1		1	0	2	0	1
Murders motivated by pers. relations	54	40	46	51	33	40	-13	-11
Contract murders	1	0	1	3	0	1	-1	-2
Infanticide by mother	0	1		1			0	-1
Other murders	42	14	43	11	41	17	-2	6
Total murders:	105	66	91	74	81	67	-10	-7
Manslaughter	1	0	0	0	2	0	2	0
Manslaughter due to negligence	43	19	48	25	38	27	-10	2
Abandonment of a child	5	6	9	7	3	5	-6	-2
Abduction	1	6	6	3	4	5	-2	2
Robberies	1 512	1 575	1 442	1 358	1334	1053	-108	-305
Robberies in fin. institutions	11	108	5	72	3	39	-2	-33
Assaults on public officials exc. Police	50	17	49	22	31	14	-18	-8
Assaults on public officials - Police	328	21	356	15	296	16	-60	1
Assaults on public officials local Police	114	5	118	6	121	7	3	1
Causing intentional bodily harm	3 620	1 195	3 783	1 157	3588	1191	-195	34
Hostage taking	0	0	0	2	0	1	0	-1
Dangerous threats	685	1 128	749	1 132	709	1091	-40	-41
Stalking	50	393	45	433	45	406	0	-27
Extortion	824	486	806	486	725	491	-81	5
Restriction of personal freedom	36	212	48	194	51	188	3	-6
Battering an entrusted person	68	51	63	63	44	54	-19	-9
Battering a person sharing household	27	519	10	511	15	469	5	-42
Oppressions	16	15	13	10	16	16	3	6
Other violent crimes	3	6	7	2	1	1	-6	-1
Total crimes of violence	7 504	5 835	7 656	5 580	7 113	5 145	-543	-435
Rape	46	612	21	561	45	612	24	51
Sexual abuse to a charge	16	67	13	68	5	65	-8	-3
Sexual abuse - other	78	500	92	584	76	542	-16	-42
Commercial sex. abuse - other	5	3	1		1	1	0	1
Procuring	0	26	2	21	0	11	-2	-10
Trafficking in human beings	3	11	1	5	3	9	2	4
Total crimes against human dignity	182	1 290	146	1 292	147	1 365	1	73
Pickpockets	6 986	8 337	7 511	8 363	6202	6367	-1 309	-1 996
Thefts - other thefts on persons	4 328	4 934	4 684	4 699	4244	3679	-440	-1 020

Victims of Crimes in the CR According to Their Age in 2013 and 2014

with a special focus on youth

Code	Type of a criminal offence	Age of a victim	2013		2014	
			Men	Women	Men	Women
	Total		20 648	20 373	18 392	17 025
		not ascertained	97	39	112	32
		below 15 years	754	1 221	700	1 248
		15-18 years	887	907	757	771
		19-30 years	7 962	7 079	6 987	5 813
		31-40 years	4 011	3 270	3 616	2 929
		41-60 years	4 604	4 553	4 195	3 671
		61 and over	2 333	3 304	2 025	2 561
101-106	Murders		91	74	81	67
		not ascertained	-	1	3	-
		do 15 years	5	6	2	7
		15-18 years	4	1	1	1
		19-30 years	18	15	13	7
		31-40 years	33	18	18	14
		41-60 years	23	18	35	26
		61 and over	8	15	10	12
131	Robberies		1 442	1 358	1 334	1 053
		not ascertained	2	3	6	-
		do 15 years	100	29	90	28
		15-18 years	109	36	96	23
		19-30 years	541	368	500	274
		31-40 years	208	220	229	175
		41-60 years	339	396	273	349
		61 and over	143	306	140	204
151	Causing intentional bodily harm		3 783	1 157	3 588	1 191
		not ascertained	2	-	2	-
		do 15 years	113	33	96	43
		15-18 years	187	40	152	34
		19-30 years	1 483	377	1 399	357
		31-40 years	874	310	842	369
		41-60 years	936	314	904	309
		61 and over	188	83	193	79
173	Dangerous threats		749	1 132	709	1 091
		not ascertained	1	1	4	-
		do 15 years	12	9	12	12
		15-18 years	17	19	29	18
		19-30 years	219	313	185	321
		31-40 years	183	331	171	309
		41-60 years	243	371	238	343
		61 and over	74	89	70	88

Code	Type of a criminal offence	Age of a victim	2013		2014	
			Men	Women	Men	Women
181	Extortion		806	486	725	491
		not ascertained	5	-	3	-
		do 15 years	60	27	60	30
		15-18 years	62	14	47	22
		19-30 years	302	184	296	190
		31-40 years	183	109	144	112
		41-60 years	162	131	152	109
		61 and over	32	21	23	28
185	Battering a person entrusted to one's care		63	63	44	54
		not ascertained	-	-	-	-
		do 15 years	59	42	37	34
		15-18 years	2	10	4	7
		19-30 years	1	5	1	5
		31-40 years	-	1	1	1
		41-60 years	1	2	-	2
		61 and over	-	3	1	5
186	Battering a person sharing common household		10	511	15	469
		not ascertained	-	-	-	-
		do 15 years	2	6	6	2
		15-18 years	-	4	-	2
		19-30 years	-	136	-	124
		31-40 years	-	173	1	154
		41-60 years	3	134	3	140
		61 and over	5	58	5	47
201	Rape		21	561	45	612
		not ascertained	2	2	1	-
		do 15 years	6	103	27	108
		15-18 years	8	59	7	59
		19-30 years	3	217	6	246
		31-40 years	2	105	4	119
		41-60 years	2	70	-	70
		61 and over	-	5	-	10
212	Sexual abuse - other		92	584	76	542
		not ascertained	-	-	-	-
		do 15 years	87	566	70	524
		15-18 years	4	16	6	16
		19-30 years	1	2	-	2
		31-40 years	-	-	-	-
		41-60 years	-	-	-	-
		61 and over	-	-	-	-
411	Pickpockets		7 511	8 363	6 202	6 367
		not ascertained	20	18	11	17
		do 15 years	45	73	46	70
		15-18 years	292	437	229	355
		19-30 years	2 967	3 542	2 423	2 648
		31-40 years	1 339	1 105	1 094	934
		41-60 years	1 620	1 845	1 417	1 376
		61 and over	1 228	1 343	982	967

Crimes Against Property in the Czech Republic

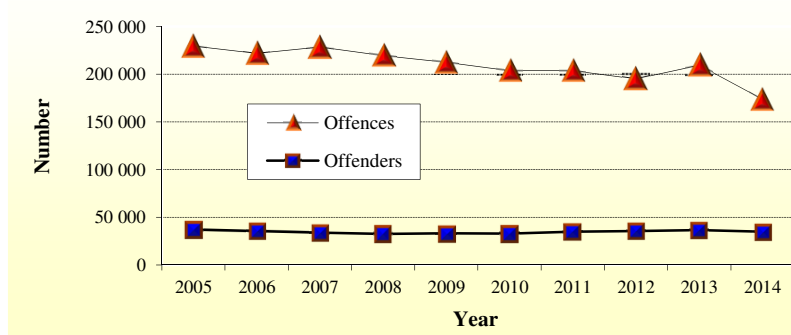
Crimes against property in 2014

Crimes ascertained: 173 611

Cleared up crimes: 40 994

Which accounts for: 23,6%

Development of Crimes Against Property
in the Czech Rep. from 2005 until 2014



Development of Crimes Against Property in the Czech Republic

Types of criminal offences	2008	2009	2010	2011	2012	2013	2014
Burglaries of shops	3 982	4 336	3 625	3 567	3 519	4 091	2 855
Burglaries of rest. and canteens	2 582	2 840	2 640	2 411	2 307	2 389	1 914
Burglaries of company canteens	104	85	63	64	60	67	44
Burglaries of flats	4 477	4 826	4 717	4 311	4 239	4 446	3 778
Burglaries of weekend houses	5 068	4 975	5 118	4 846	4 634	4 841	3 955
Burglaries of family houses	4 634	4 790	5 374	5 257	5 479	6 671	5 099
Total burglaries	53 381	54 848	58 758	59 672	55 554	62 384	49 304
Car thefts	18 188	18 641	15 223	14 514	15 430	15 957	12 653
Thefts from cars	18 011	13 954	12 349	11 647	10 403	10 736	8 720
Krádeže věcí z automobilů	49 430	46 613	39 455	33 230	28 751	30 899	22 976
Bicycle thefts	5 256	6 403	6 535	7 396	7 746	9 682	8 796
Total common thefts	147 292	138 369	126 311	124 274	119 367	125 573	103 708
Fraud	4 745	4 938	4 962	4 910	5 403	5 940	6 028
Embezzlement	1 273	1 057	941	1 071	1 094	1 084	1 019
Total crimes against property	219 347	212 168	203 717	203 675	194 970	209 351	173 611

Development in the Number of Offenders of Crimes Against Property in the Czech Republic

Types of criminal offences	2008	2009	2010	2011	2012	2013	2014
Burglaries of shops	641	915	763	747	668	775	657
Burglaries of rest. and canteens	440	542	546	464	442	450	392
Burglaries of company canteens	21	25	20	13	18	7	5
Burglaries of flats	705	777	759	774	767	761	798
Burglaries of weekend houses	770	817	784	804	699	693	690
Burglaries of family houses	803	935	927	964	1 020	1 102	1 033
Total burglaries	8 042	8 450	9 114	10 061	9 616	10 197	9 045
Car thefts	900	961	734	707	705	903	754
Thefts from cars	1 973	1 811	1 616	1 631	1 474	1 427	1 265
Krádeže věcí z automobilů	1 872	1 878	1 789	1 473	1 309	1 413	1 255
Bicycle thefts	361	486	478	554	666	778	926
Total common thefts	19 795	19 361	18 468	19 677	20 597	20 642	20 014
Fraud	1 837	2 108	2 206	2 117	2 316	2 420	2 485
Embezzlement	819	826	720	759	815	786	756
Total crimes against property	32 588	32 987	32 651	34 842	35 545	36 384	34 624

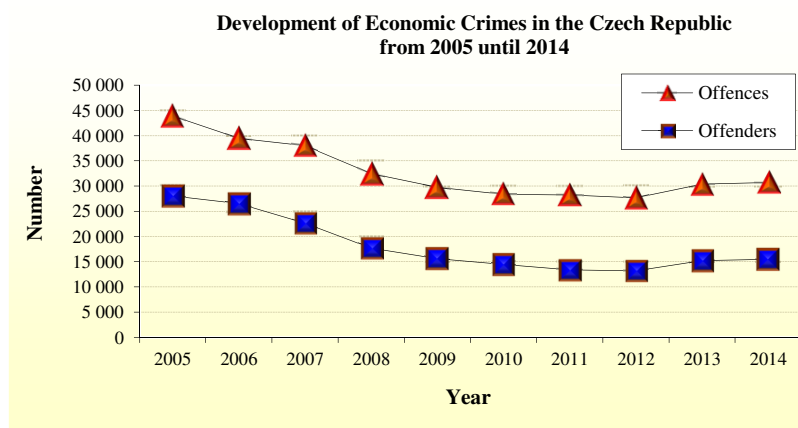
Economic Crime in the Czech Republic

Economic crime in 2014

Crimes ascertained: 30 731

Cleared up crimes: 16 941

Which accounts for: 55,1%



Development of Economic Crimes According to the Selected Types of Crime

Types of criminal offences	2008	2009	2010	2011	2012	2013	2014
Breaches of duty to another's property	173	135	150	177	234	231	199
Tax curtailment	725	574	601	704	916	1 114	858
Forging of official documents	533	558	620	701	737	645	804
Embezzlement	3 368	2 993	2 761	2 556	2 661	2 531	2 474
Fraud	4 840	4 873	4 407	4 153	4 363	4 998	4 725
Infringement of trademark rights	293	303	359	627	427	611	707
Infringement of copyright	459	276	650	412	459	338	358
Total economic crimes	32 474	29 774	28 371	28 216	27 633	30 376	30 731

Development in the Number of Offenders of Economic Crime

Types of criminal offences	2008	2009	2010	2011	2012	2013	2014
Breaches of duty to another's property	119	73	90	93	125	132	128
Tax curtailment	515	500	545	547	670	818	725
Forging of official documents	270	334	381	437	431	306	430
Embezzlement	2 348	2 358	2 177	1 951	1 988	1 887	1 814
Fraud	2 810	2 835	2 819	2 592	2 608	3 041	2 779
Infringement of trademark rights	274	281	236	226	139	144	148
Infringement of copyright	204	174	184	159	156	152	114
Total economic crimes	17 691	15 627	14 453	13 349	13 210	15 247	15 488

Economic Crime (EC) in the Czech Republic in 2014
The shares of individual types of crimes in damage claims caused by total EC

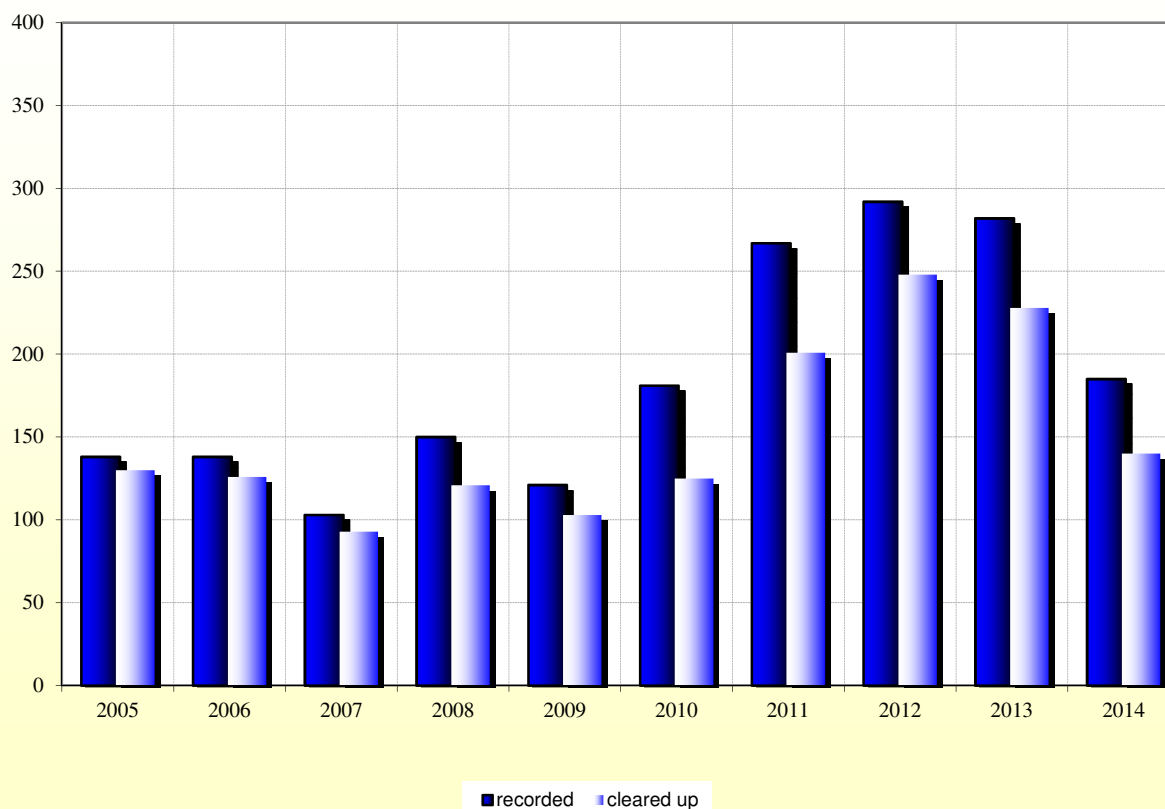
Code	Types of criminal offences	Crimes ascertained		Damage	
		number	% share	in CZK 1000	% share
819	Tax curtailment	858	2,79	8 572 074	41,11
830	Fraud	4 725	15,38	3 514 174	16,85
829	Embezzlement	2 474	8,05	2 553 938	12,25
811	Breaches of duty to another's property	199	0,65	1 616 866	7,75
881	Credit fraud	5 643	18,36	1 250 126	6,00
882	Subsidy fraud	96	0,31	683 596	3,28
801	Unfair competition	83	0,27	358 388	1,72
822	Frauding a creditor	256	0,83	261 027	1,25
810	Breaches of duties in bankruptcy proceedings	72	0,23	197 902	0,95
886	Curtailment of taxes, fees, and similar mandatory dues	773	2,52	179 750	0,86
864	Concealment of the origin of money obtained through crime	575	1,87	169 189	0,81
820	Abuse of the power by a public official	130	0,42	155 618	0,75
861	Infringement of a trademark rights	707	2,30	139 690	0,67
833	Misuse of information in business relationship	44	0,14	118 966	0,57
838	Unauthorised possession of a payment means	7 471	24,31	115 414	0,55
808	Misinterpretation of data relating to economic results	305	0,99	112 561	0,54
848	Giving advantage to a particular creditor	49	0,16	109 968	0,53
880	Insurance fraud	368	1,20	103 952	0,50
812	Theft	626	2,04	90 717	0,44
863	Infringement of copyright	358	1,16	74 757	0,36
852	Heavy indebtedness	29	0,09	69 813	0,33
890	Other economic crimes	170	0,55	68 943	0,33
826	Issue of a false confirmation	49	0,16	48 455	0,23
821	Bribery	63	0,21	48 015	0,23
815	Frauds relating to social and health insurance	536	1,74	34 415	0,17
823	Forging and altering a public document	804	2,62	32 274	0,15
850	Deliberate endangering the environment	47	0,15	28 638	0,14
845	Thwarting of a task by a public official's negligence	7	0,02	24 819	0,12
831	Fraudulent manipulation of public tenders and auctions	63	0,21	23 911	0,11
865	Damaging or misusing a data carrier record	669	2,18	15 936	0,08
860	Participation	87	0,28	15 152	0,07
837	Other crimes against currency	12	0,04	14 015	0,07
835	Breaches of rules on identification of goods by labels	64	0,21	9 408	0,05
816	Protection of currency	1 726	5,62	8 525	0,04
842	Pilferage of transported goods - road transport	53	0,17	7 320	0,04
851	Negligent endangering the environment	11	0,04	7 300	0,04
813	Unauthorized use of another person's thing	2	0,01	3 970	0,02
840	Pilferage of transported goods - railways	39	0,13	3 469	0,02
803	Unauthorized business activity	82	0,27	2 761	0,01
871	Break-downs and operational failures - deliberate	68	0,22	2 109	0,01
841	Pilferage of mailed parcels	30	0,10	867	0,00
870	Break-downs and operational failures - through negligence	19	0,06	786	0,00
814	Damaging another's property	8	0,03	235	0,00
827	Unauthorized use of a motor vehicle	7	0,02	210	0,00
843	Pilferage of transported goods - air transport	1	0,00	133	0,00
825	Endangering public health through defective food products	37	0,12	98	0,00
866	Operation of fraudulent games and wagers	1	0,00	27	0,00
846	Bribery - bribe giving	118	0,38	13	0,00
834	Unlicensed operation of a lottery	43	0,14	5	0,00
854	Manipulation of investment instrument rate	1	0,00	5	0,00
806	Activity detrimental to a customer	2	0,01	0	0,00
807	Smuggling and curtailment of customs duty	1	0,00	0	0,00
809	Breaches of mandatory rules in economic relations	0	0,00	0	0,00
817	Counterfeiting and altering stamps and duty stamps	0	0,00	0	0,00
824	Unauthorized making and keeping the state seal and stamp	10	0,03	0	0,00
828	Violation of the privacy of transmitted messages	33	0,11	0	0,00
832	Violation of statutory provisions on the disposal of goods	0	0,00	0	0,00
836	Unauthorized disposal of personal data	5	0,02	0	0,00
839	Violation of provisions on foreign trade in military material	6	0,02	0	0,00
844	Pilferage of transported goods - water transport	0	0,00	0	0,00
847	Indirect bribery	4	0,01	0	0,00
849	Fraudulent manipulation of insolvency proceedings	2	0,01	0	0,00
853	Unauthorized issue of a security	1	0,00	0	0,00
855	Unauthorized production of radioactive and nuclear material	0	0,00	0	0,00
862	Infringements of industrial rights	9	0,03	0	0,00
885	Non-compliance with reporting duty in tax procedures	0	0,00	0	0,00
801-890	Total economic crimes	30 731	100,00	20 850 300	

Corruption

The Number of Recorded Crimes Related to Bribery Committed in the Czech Republic from 2005 until 2014

Year	§ 158 / § 329 Abuse of power by a public official		§ 159 / § 330 Thwarting a task by public official's negl.		§ 160 / § 331 Bribe-taking		§ 161 / § 332 Bribe-giving		§ 162 / § 333 Indirect bribery		Bribery total	
	recorde d	clearep up	recorde d	clearep up	recorde d	clearep up	recorde d	clearep up	recorde d	clearep up	recorde d	clearep up
2005	212	170	19	18	39	33	94	92	5	5	138	130
2006	160	124	16	15	43	35	89	87	6	4	138	126
2007	187	112	16	14	40	34	62	58	1	1	103	93
2008	228	132	18	14	46	29	99	88	5	4	150	121
2009	204	137	14	9	38	27	75	68	8	8	121	103
2010	198	141	14	7	53	27	124	96	4	2	181	125
2011	240	139	23	21	85	54	169	139	13	8	267	201
2012	207	118	20	11	63	44	221	197	8	7	292	248
2013	213	140	13	9	90	66	184	155	8	7	282	228
2014	237	166	9	7	63	35	118	103	4	2	185	140

Development in the Number of Crimes of Bribery
Recorded and Cleared Up



Violent Crimes in the Czech Republic

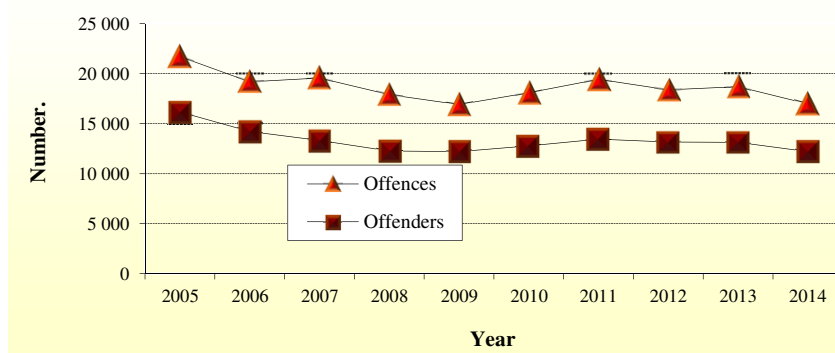
Violent crimes in 2014

Crimes ascertained: 16 943

Cleared up crimes: 11 912

Which accounts for: 70,3%

Development of Violent Crimes in the Czech Republic from 2005 until 2014



Development of Violent Crimes in the Czech Republic

Types of criminal offences	2008	2009	2010	2011	2012	2013	2014
Total murders	202	181	173	173	188	182	160
Killing *	-	-	1	0	2	0	2
Negligent homicide*	-	-	44	79	68	76	69
Robberies	4515	4515	3874	3761	3283	2961	2500
Robberies in financial institutions	126	172	145	120	133	90	47
Wilful injury to health	5 397	4 756	4 786	5 264	5 240	5 378	5 199
Dangerous threats	1 751	1 589	2 068	2 387	2 205	2 331	2 217
Extortion	1 279	1 256	1 359	1 522	1 472	1 442	1 338
Total violent crimes	17 875	16 887	18 073	19 409	18 358	18 689	16 949

Development in Offenders of Violent Crimes in the Czech Republic

Types of criminal offences	2008	2009	2010	2011	2012	2013	2014
Total murders	193	182	186	166	202	187	143
Killing *	-	-	1	0	2	0	2
Negligent homicide*	-	-	21	45	33	41	39
Robberies	2 437	2 526	2 185	2 101	1 895	1 939	1 651
Robberies in financial institutions	45	52	41	53	45	47	41
Wilful injury to health	4 364	4 070	4 086	4 321	4 667	4 524	4 423
Dangerous threats	1 230	1 208	1 499	1 690	1 624	1 675	1 531
Extortion	913	958	1 016	1 083	1 031	964	921
Total violent crimes	12 252	12 194	12 763	13 444	13 142	13 133	12 196

*Note:

A new crime according to Act No 40/2009 effective from 1.1.2010

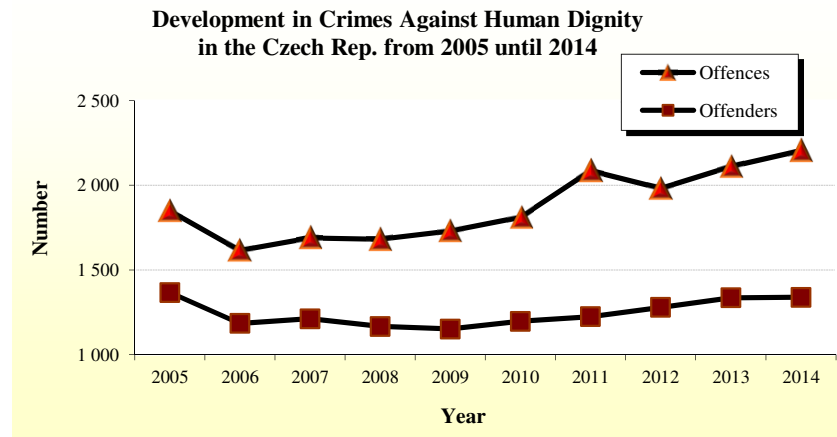
Vice Crimes in the Czech Republic

Crimes against human dignity in 2014

Crimes ascertained: 2 205

Cleared up crimes: 1 552

Which accounts for: 70,4



Development in Crimes Against Human Dignity in the Czech Republic

Types of criminal offences	2008	2009	2010	2011	2012	2013	2014
Rape	529	480	586	675	669	589	669
Sexual compulsion *	-	-	22	27	46	35	38
Sexual abuse against person in care	76	94	86	82	91	85	75
Other sexual abuse	716	732	643	672	604	708	647
Corrupting morals	77	157	88	77	35	51	52
Procuring	52	37	33	44	42	52	57
Trafficking in human being	29	10	24	19	24	18	20
Total crimes against human dignity	1 680	1 730	1 811	2 086	1 981	2 109	2 205

Development in Offenders of Crimes Against Human Dignity in the Czech Republic

Types of criminal offences	2008	2009	2010	2011	2012	2013	2014
Rape	345	315	377	405	404	366	390
Sexual compulsion *	-	-	10	16	7	9	22
Sexual abuse against person in care	59	58	59	53	55	51	46
Other sexual abuse	527	520	481	440	491	528	477
Corrupting morals	36	87	66	30	18	27	24
Procuring	88	35	28	61	46	44	72
Trafficking in human being	22	32	35	29	22	25	16
Total crimes against human dignity	1 166	1 151	1 197	1 224	1 279	1 335	1 338

*Note:

A new crime according to Act No 40/2009 effective from 1.1.2010

Illegal Migration

Categories of Illegal Migration in the CR (year to year)

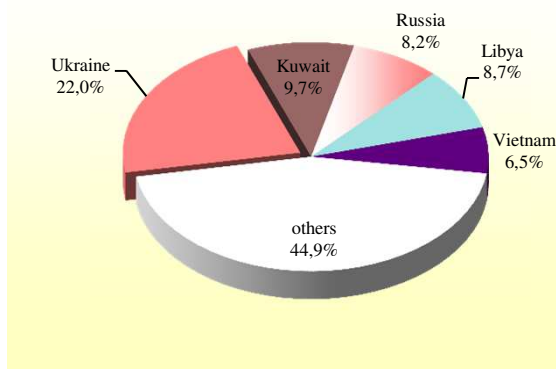
	2013		2014		year to year	
		tj. %		tj. %	No.	in %
Number of persons detected	4 153	100	4 822	100	669	16,1
of which						
Schengen external border	179	4,3	181	3,8	2	1,1
illegal residence*	3 974	95,7	4 641	96,2	667	16,8

* illegal residents detected in the territory of the CR or at airports

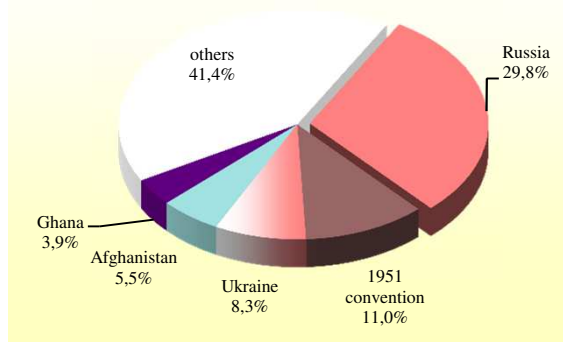
Illegal Migration in the CR - TOP 10

	2013		2014		year to year	
		tj. %		tj. %	No.	in %
zjištěno osob	4 153	100	4 822		669	16,1
z toho nejvíce st.příslušnost:						
Ukraine	901	21,7	1 035	21,5	134	14,9
Kuwait	255	6,1	451	9,4	196	76,9
Russia	556	13,4	435	9,0	-121	-21,8
Libya	296	7,1	406	8,4	110	37,2
Vietnam	312	7,5	304	6,3	-8	-2,6
Saudi Arabia	111	2,7	231	4,8	120	108,1
Kosovo	44	1,1	183	3,8	139	315,9
Syria	39	0,9	146	3,0	107	274,4
Slovakia	197	4,7	131	2,7	-66	-33,5
Afghanistan	37	0,9	73	1,5	36	97,3

Illegal Residence - nationalities (2014)



Illegal Migration Across the External Schengen Border - nationalities (2014)



Note "1951 convention": refugees according to the 1951 convention without valid visa

People Smugglers

	2013		2014		year to year	
		tj. %		tj. %	No.	in %
No. of perpetrators in total*	143	100	131	100	-12	-8,4
assisting illegal migration by:						
fictitious marriage	33	23,1	28	21,4	-5	-15,2
alleged parenthood	36	25,2	15	11,5	-21	-58,3
purpose invitation	33	23,1	24	18,3	-9	-27,3
assist. to illeg. border crossing	24	16,8	14	10,7	-10	-41,7
other facilitation**	17	11,9	50	38,2	33	194,1

* perpetrators documented by units investigating on the regional level including unfinished cases

** facilitation of visa, forged IDs, housing, etc.

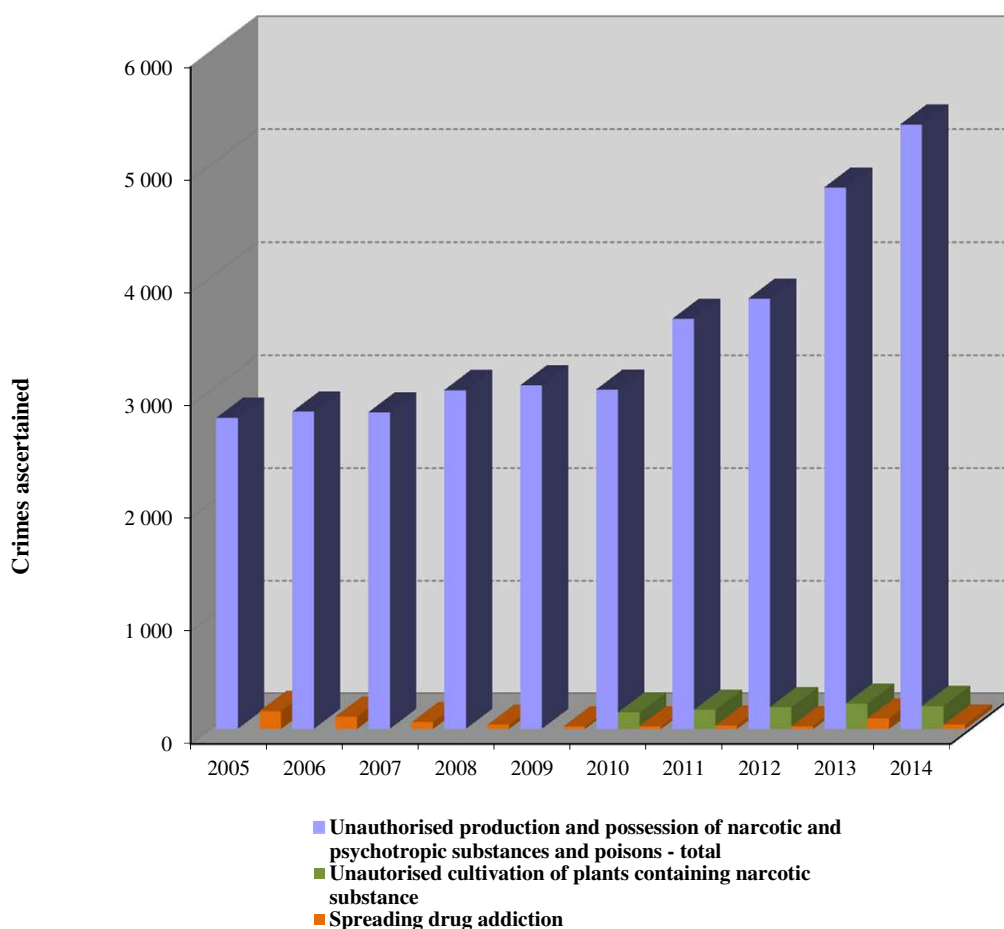
Illicit Trade in Drugs

Development in Illicit Trade in Drugs in the CR from 2008 until 2014

Sec. of CC	Title of the Section	2008	2009	2010	2011	2012	2013	2014	change in %
187, 283	Unauthor. product. and possession of narcotic substances and poisons	2 364	2 443	2 516	3 097	3 261	3 947	4 414	12
187a, 284	Unauth. prod. and possession of narc. subst. and poisons - for own use	411	419	343	375	433	689	791	15
188, 286	Unauth. prod. and possession of narc. subst. and poisons - an object determined for unauth. prod.	229	184	151	163	120	163	152	-7
	Unauth. prod. and possession of narcotic substances - total	3 004	3 046	3 010	3 635	3 814	4 799	5 357	12
285	Unauthorised cultivation of plants containing narcotic substance*	-	-	145	168	193	225	204	-9
188a, 287	Spreading drug addiction	37	23	24	31	25	93	36	-61
288	Production and distribution of anabolic substances*	-	-	13	8	12	13	10	-23

*Note: A new criminal offense in Criminal Code, Act No 40/2009 came into effect on 1 January 2010.

Development in Illicit Trade in Drugs in the CR from 2005 until 2014



Road Accidents

As of January 1, 2009, minor road accidents do not require assistance of the Police of the CR should the following conditions be met:

1) The obvious damage on either vehicle does not exceed CZK 100,000

The obvious damage is understood to be the visible damage - a lay estimate.

2) No one was hurt or killed.

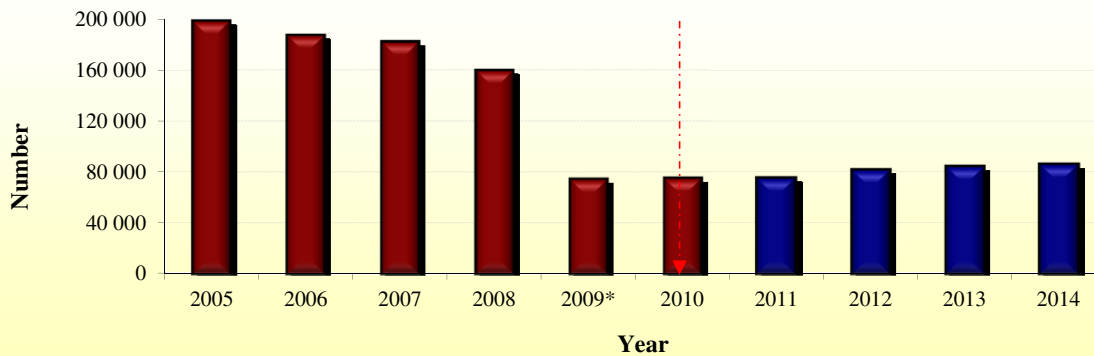
3) There was no damage caused to the property of other subjects - the road, buildings, traffic signs, etc.

Road Accidents and Their Consequences in the Czech Republic in 2005 - 2014

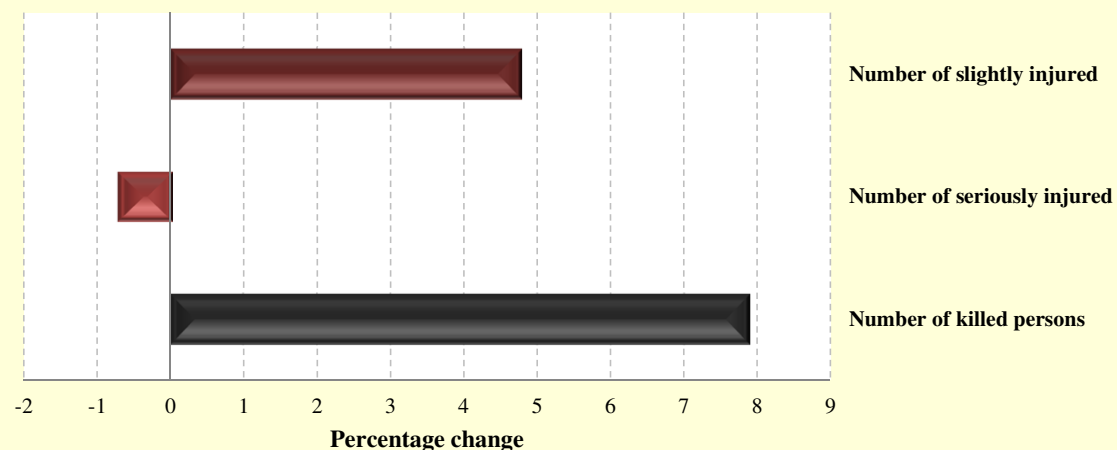
Year	No. of road accid.	Persons killed	Persons seriously injured	Persons slightly injured	Material damage in CZK billion
2005	199 262	1 127	4 396	27 974	9,77
2006	187 965	956	3 990	24 231	9,12
2007	182 736	1 123	3 960	25 382	8,47
2008	160 376	992	3 809	24 776	7,74
2009*	74 815	832	3 536	23 777	4,98
2010	75 522	753	2 823	21 610	4,92
2011	75 137	707	3 092	22 519	4,63
2012	81 404	681	2 986	22 590	4,88
2013	84 398	583	2 782	22 577	4,94
2014	85 859	629	2 762	23 655	4,94

*Note: Due to the above mentioned changes in legislation, the number of accidents and total damage is not comparable

Development in the Number of Road Accidents in the Czech Republic



Year to Year Changes in the Key Indicators Related to Traffic Accidents in the CR [in %] in 2014 as opposed to 2013

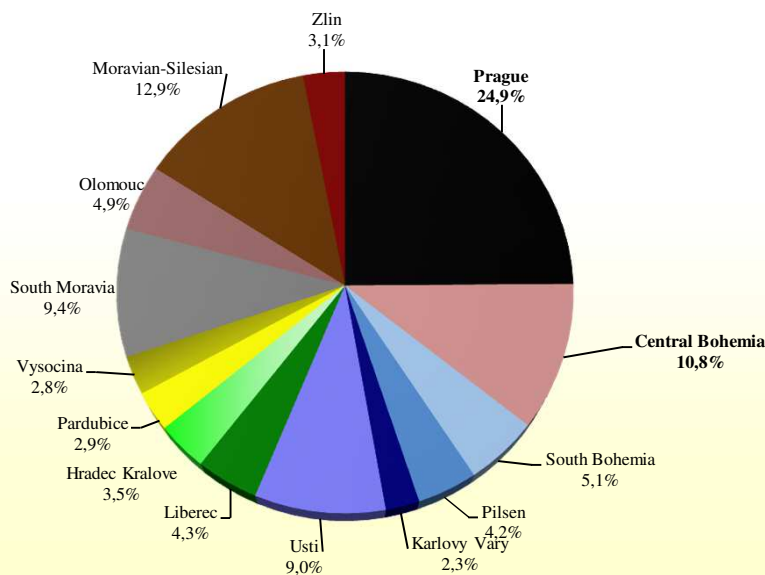


Total Crime in the Regions (higher territorial self-governing units) of the Czech Republic in 2013 and 2014 and Comparison of These Two Years

Region*	2013				2014					change	
	crimes recor.	crimes solved	Crime/ 10000 inh.	Clear-up rate %	crimes recor.	crimes solved	number of inh.	Crime/ 10000 inh.	Clear-up rate %	crimes recor.	%
Prague	82 005	17 754	658	21,6	71 828	17 620	1 243 201	578	24,5	-10 177	-12,4
Central Bohemia	37 350	14 036	289	37,6	31 118	13 100	1 302 336	239	42,1	-6 232	-16,7
South Bohemia	15 020	8 023	236	53,4	14 683	8 420	636 707	231	57,3	-337	-2,2
Pilsen	13 713	7 384	239	53,8	11 991	6 520	573 469	209	54,4	-1 722	-12,6
Karlovy Vary	8 198	5 611	272	68,4	6 726	4 580	300 309	224	68,1	-1 472	-18,0
Usti	29 848	14 376	361	48,2	25 927	14 534	825 120	314	56,1	-3 921	-13,1
Liberec	13 963	6 195	318	44,4	12 504	5 999	438 609	285	48,0	-1 459	-10,4
Hradec Kralove	10 787	5 527	195	51,2	10 181	5 740	551 909	184	56,4	-606	-5,6
Pardubice	9 092	4 805	176	52,8	8 380	4 645	515 985	162	55,4	-712	-7,8
Vysocina	8 761	4 641	171	53,0	8 107	4 573	510 209	159	56,4	-654	-7,5
South Moravia	29 811	11 625	255	39,0	27 109	11 619	1 170 078	232	42,9	-2 702	-9,1
Olomouc	14 768	7 097	232	48,1	14 066	7 520	636 356	221	53,5	-702	-4,8
Moravian-Silesian	42 853	17 111	349	39,9	37 233	16 302	1 221 832	305	43,8	-5 620	-13,1
Zlin	9 197	4 997	156	54,3	8 807	5 067	586 299	150	57,5	-390	-4,2
Czech Republic	325 366	129 182	309	39,7	288 660	126 239	10 512 419	275	43,7	-36 706	-11,3

*Note: In accordance with Act No. 347/1997 on Higher Territorial Units and Act No. 176/2001

Shares of Individual Regions of Total Crime in the Czech Republic in 2013

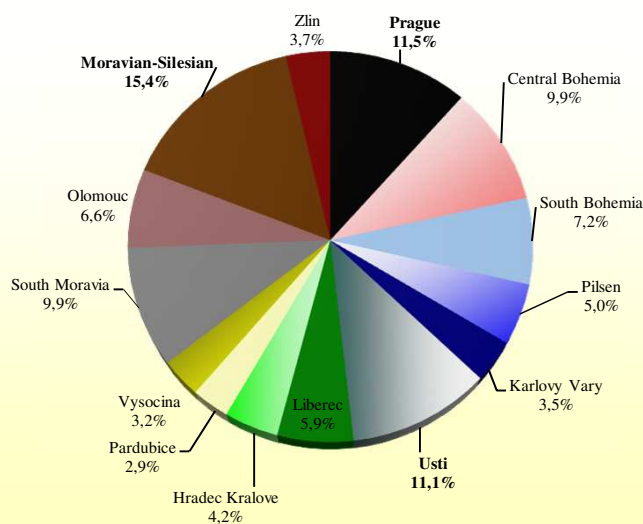


Violent Crime in the Regions (higher territorial self-governing units) of the Czech Republic in 2013 and 2014 and Comparison of These Two Years

Region*	2013					2014					change	
	crimes recor.	crimes solved	number of inh.	Crime/ 10000 inh.	Clear-up rate %	crimes recor.	crimes solved	number of inh.	Crime/ 10000 inh.	Clear-up rate %	crimes recor.	%
Prague	2 058	1 190	1 246 780	17	57,8	1 954	1 140	1 243 201	16	58,3	-104	-5,1
Central Bohemia	2 037	1 331	1 291 816	16	65,3	1 686	1 143	1 302 336	13	67,8	-351	-17,2
South Bohemia	1 404	1 094	636 611	22	77,9	1 212	952	636 707	19	78,5	-192	-13,7
Pilsen	904	695	572 687	16	76,9	853	665	573 469	15	78,0	-51	-5,6
Karlovy Vary	678	582	301 726	22	85,8	590	521	300 309	20	88,3	-88	-13,0
Usti	2 070	1 365	826 764	25	65,9	1 877	1 335	825 120	23	71,1	-193	-9,3
Liberec	1 039	725	438 594	24	69,8	996	712	438 609	23	71,5	-43	-4,1
Hradec Kralove	648	444	552 946	12	68,5	715	534	551 909	13	74,7	67	10,3
Pardubice	566	441	516 440	11	77,9	499	375	515 985	10	75,2	-67	-11,8
Vysocina	642	493	511 207	13	76,8	542	416	510 209	11	76,8	-100	-15,6
South Moravia	1 866	1 200	1 168 650	16	64,3	1 682	1 094	1 170 078	14	65,0	-184	-9,9
Olomouc	1 227	927	637 609	19	75,6	1 113	808	636 356	17	72,6	-114	-9,3
Moravian-Silesian	2 852	1 902	1 226 602	23	66,7	2 611	1 754	1 221 832	21	67,2	-241	-8,5
Zlin	698	519	587 693	12	74,4	619	463	586 299	11	74,8	-79	-11,3
Czech Republic	18 689	12 908	10 516 125	18	69,1	16 949	11 912	10 512 419	16	70,3	-1 740	-9,3

*Note: In accordance with Act No. 347/1997 on Higher Territorial Units and Act No. 176/2001

Shares of Individual Regions (higher territorial self-governing units) of Violent Crime in the Czech Republic in 2014

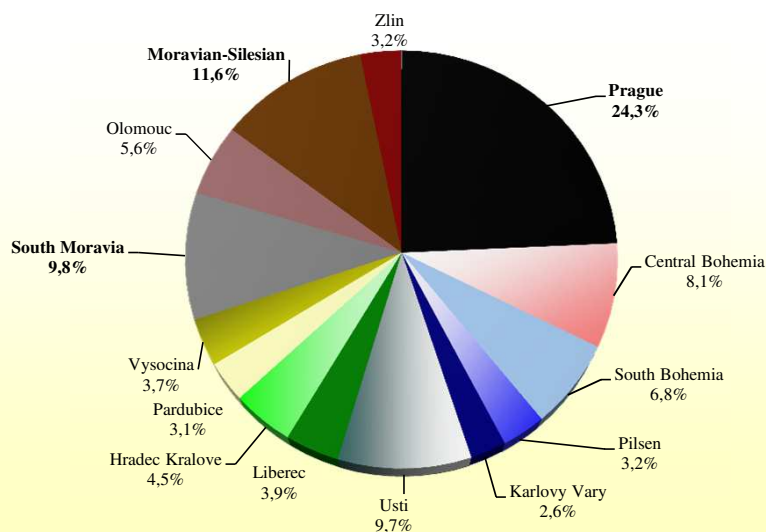


Economic Crimes in the Regions (higher territorial self-governing units) of the Czech Republic in 2013 and 2014 and Comparison of These Two Years

Region*	2013					2014					change	
	crimes recor.	crimes solved	number of inh.	Crime/ 10000 inh.	Clear-up rate %	crimes recor.	crimes solved	number of inh.	Crime/ 10000 inh.	Clear-up rate %	crimes recor.	%
Prague	7 432	3 028	1 246 780	60	40,7	7 462	3 344	1 243 201	60	44,8	30	0,4
Central Bohemia	2 723	1 096	1 291 816	21	40,2	2 474	1 004	1 302 336	19	40,6	-249	-9,1
South Bohemia	1 825	1 220	636 611	29	66,8	2 088	1 592	636 707	33	76,2	263	14,4
Pilsen	1 063	755	572 687	19	71,0	981	644	573 469	17	65,6	-82	-7,7
Karlovy Vary	703	522	301 726	23	74,3	805	586	300 309	27	72,8	102	14,5
Usti	2 768	1 715	826 764	33	62,0	2 973	1 994	825 120	36	67,1	205	7,4
Liberec	1 141	594	438 594	26	52,1	1 213	660	438 609	28	54,4	72	6,3
Hradec Kralove	1 251	687	552 946	23	54,9	1 388	817	551 909	25	58,9	137	11,0
Pardubice	1 048	604	516 440	20	57,6	957	577	515 985	19	60,3	-91	-8,7
Vysocina	1 056	663	511 207	21	62,8	1 124	708	510 209	22	63,0	68	6,4
South Moravia	3 072	1 360	1 168 650	26	44,3	3 018	1 429	1 170 078	26	47,3	-54	-1,8
Olomouc	1 407	912	637 609	22	64,8	1 718	1 173	636 356	27	68,3	311	22,1
Moravian-Silesian	3 844	2 129	1 226 602	31	55,4	3 552	1 866	1 221 832	29	52,5	-292	-7,6
Zlin	1 043	572	587 693	18	54,8	978	547	586 299	17	55,9	-65	-6,2
Czech Republic	30 376	15 857	10 516 125	29	52,2	30 731	16 941	10 512 419	29	55,1	355	1,2

*Note: In accordance with Act No. 347/1997 on Higher Territorial Units and Act No. 176/2001

Shares of Individual Regions of Economic Crime in the Czech Republic in 2014

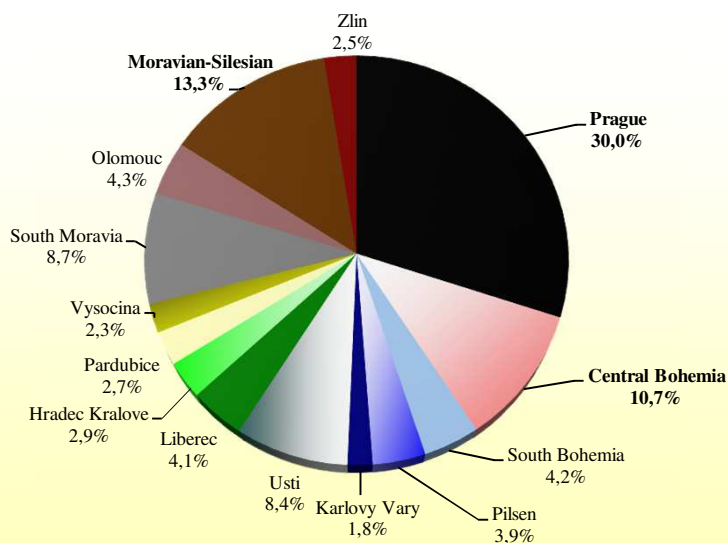


Crimes Against Property in the Regions (higher territorial self-governing units) of the Czech Republic in 2013 and 2014 Comparison of These Two Years

Region*	2013					2014					change	
	crimes recor.	crimes solved	number of inh.	Crime/ 10000 inh.	Clear-up rate %	crimes recor.	crimes solved	number of inh.	Crime/ 10000 inh.	Clear-up rate %	crimes recor.	%
Prague	62 362	5 569	1 246 780	500	8,9	52 081	5 180	1 243 201	419	9,9	-10 281	-16,5
Central Bohemia	24 233	4 357	1 291 816	188	18,0	18 642	3 919	1 302 336	143	21,0	-5 591	-23,1
South Bohemia	7 863	2 220	636 611	124	28,2	7 246	2 309	636 707	114	31,9	-617	-7,8
Pilsen	8 209	2 666	572 687	143	32,5	6 791	2 126	573 469	118	31,3	-1 418	-17,3
Karlovy Vary	4 266	2 091	301 726	141	49,0	3 202	1 491	300 309	107	46,6	-1 064	-24,9
Usti	18 372	5 662	826 764	222	30,8	14 560	5 579	825 120	176	38,3	-3 812	-20,7
Liberec	8 625	2 100	438 594	197	24,3	7 151	1 875	438 609	163	26,2	-1 474	-17,1
Hradec Kralove	5 856	1 786	552 946	106	30,5	5 087	1 801	551 909	92	35,4	-769	-13,1
Pardubice	5 173	1 732	516 440	100	33,5	4 640	1 644	515 985	90	35,4	-533	-10,3
Vysocina	4 567	1 339	511 207	89	29,3	3 971	1 316	510 209	78	33,1	-596	-13,1
South Moravia	18 173	3 907	1 168 650	156	21,5	15 181	3 534	1 170 078	130	23,3	-2 992	-16,5
Olomouc	8 561	2 192	637 609	134	25,6	7 484	2 401	636 356	118	32,1	-1 077	-12,6
Moravian-Silesian	28 289	6 551	1 226 602	231	23,2	23 159	6 118	1 221 832	190	26,4	-5 130	-18,1
Zlin	4 802	1 593	587 693	82	33,2	4 416	1 701	586 299	75	38,5	-386	-8,0
Czech Republic	209 351	43 765	10 516 125	199	20,9	173 611	40 994	10 512 419	165	23,6	-35 740	-17,1

*Note: In accordance with Act No. 347/1997 on Higher Territorial Units and Act No. 176/2001

**Shares of Individual Regions
of Crimes Against Property in the Czech Republic in 2014**



Share (%) of Selected Groups of Offenders of the Total Number of Prosecuted and Investigated Persons in 2013 and 2014

Region*	2013			2014		
	Repeated Offenders	Children	Juvenile Offender	Repeated Offenders	Children	Juvenile Offenders
Prague	53,2	0,4	1,1	53,7	0,5	1,2
Central Bohemia	46,7	0,7	1,9	48,1	1,1	1,8
South Bohemia	51,3	1,2	3,0	51,3	1,8	2,4
Pilsen	41,7	0,9	2,2	42,7	1,0	1,6
Karlovy Vary	58,0	1,3	2,5	56,9	1,3	2,3
Usti	56,2	1,2	2,5	57,0	1,3	2,3
Liberec	48,3	1,2	2,8	48,4	1,2	2,1
Hradec Kralove	56,3	1,4	2,9	57,1	1,2	2,9
Pardubice	51,8	1,6	3,4	54,4	1,5	2,6
Vysocina	52,0	1,7	3,3	52,6	2,0	3,4
South Moravia	55,0	1,2	2,9	54,3	1,1	2,6
Olomouc	45,3	1,8	2,2	46,9	1,4	2,1
Moravian-Silesian	60,5	1,0	3,4	61,2	1,2	3,0
Zlin	47,9	0,9	2,4	49,0	1,3	2,4
Czech Republic	52,6	1,1	2,5	53,2	1,2	2,3

*Note: In accordance with Act No. 347/1997 on Higher Territorial Units and Act No. 176/2001

Regions According to the Share of Repeat Offenders of the Total Number of Prosecuted and Investigated Persons in 2013 and 2014

