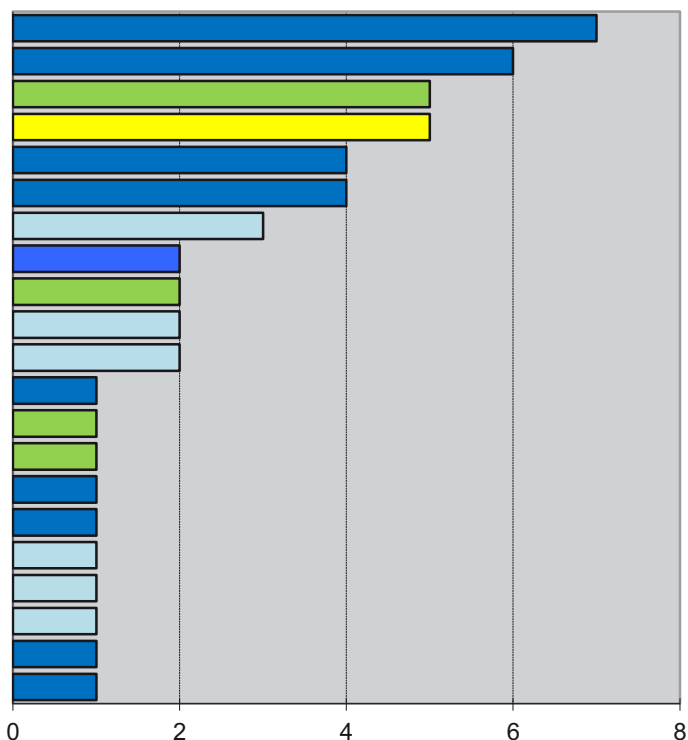


Applications for international protection by country of citizenship

December 2010

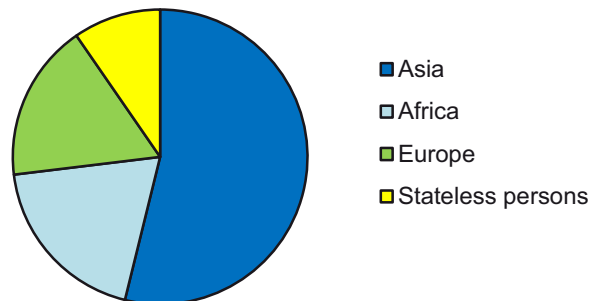
tab. 02a

Country of citizenship	New applications	%
Kazakhstan	7	13,50
Turkey	6	11,50
Ukraine	5	9,60
Stateless persons	5	9,60
Vietnam	4	7,70
Kyrgyzstan	4	7,70
Kenya	3	5,80
China	2	3,80
Belarus	2	3,80
Somalia	2	3,80
Nigeria	2	3,80
Pakistan	1	1,90
Romania	1	1,90
Russian Federation	1	1,90
Turkmenistan	1	1,90
Mongolia	1	1,90
Ivory Coast	1	1,90
Congo, Dem. Rep. of	1	1,90
Algeria	1	1,90
Jordan	1	1,90
Azerbaijan	1	1,90
Total	52	99,60

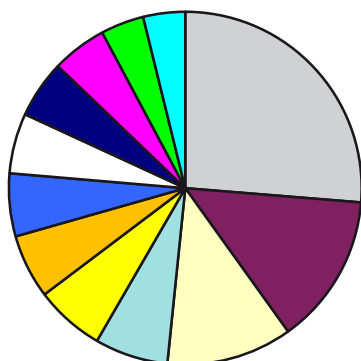


tab. 02b

Country of citizenship	New applications	%
Asia	28	54,00
Africa	10	19,00
Europe	9	17,00
Stateless persons	5	10,00
Total	52	100,00



The most frequent country of citizenship of international protection seekers in 2010 (31.12.2010)



- Other - 26,28%
- Ukraine - 13,81%
- Mongolia - 11,52%
- Belarus - 6,72%
- Stateless persons - 6,36%
- Turkey - 5,88%
- Russian Federation - 5,76%
- Kazakhstan - 5,52%
- Vietnam - 5,28%
- Myanmar - 5,04%
- Kyrgyzstan - 3,96%
- Nigeria - 3,84%