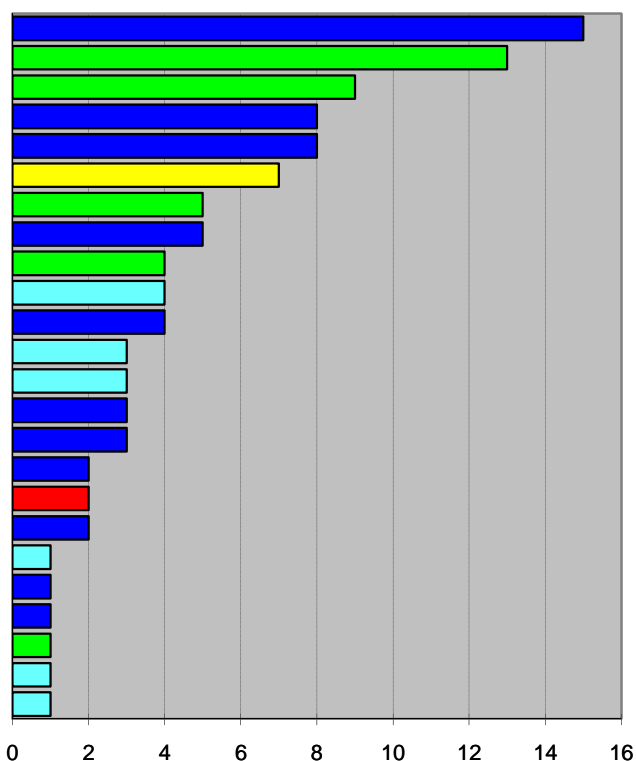


## Applications for international protection by country of citizenship

March 2010

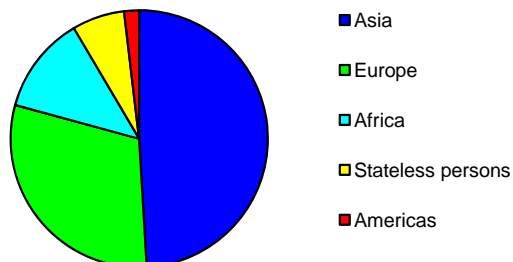
tab. 02a

Country of citizenship	New applications	%
Mongolia	15	14,20
Ukraine	13	12,30
Russian Federation	9	8,50
Turkey	8	7,50
Vietnam	8	7,50
Stateless persons	7	6,60
Belarus	5	4,70
Kazakhstan	5	4,70
Bosnia and Herzegovina	4	3,80
Nigeria	4	3,80
Uzbekistan	4	3,80
Algeria	3	2,80
Congo, Dem. Rep. of	3	2,80
Georgia	3	2,80
Syria	3	2,80
Armenia	2	1,90
Cuba	2	1,90
Kyrgyzstan	2	1,90
Central African Republic	1	0,90
China	1	0,90
Iraq	1	0,90
Moldova	1	0,90
Sudan	1	0,90
Tunisia	1	0,90
<b>Total</b>	<b>106</b>	<b>100,00</b>

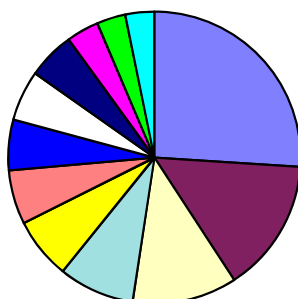


tab. 02b

Country of citizenship	New applications	%
Asia	52	49,00
Europe	32	30,00
Africa	13	12,00
Stateless persons	7	7,00
Americas	2	2,00
<b>Total</b>	<b>106</b>	<b>100,00</b>



### The most frequent country of citizenship of international protection seekers in 2010 (31.3.2010)



- Other - 26%
- Ukraine - 14,8%
- Mongolia - 11,6%
- Russian Federation - 8,4%
- Stateless persons - 6,8%
- Vietnam - 6%
- Turkey - 5,6%
- Belarus - 5,6%
- Kazakhstan - 5,2%
- Armenia - 3,6%
- Syria - 3,2%
- Moldova - 3,2%