



MINISTERSTVO VNITRA
ČESKÉ REPUBLIKY

Department for Asylum and Migration Policy

STATISTICAL REPORT

Proceedings of International Protection



CZECH REPUBLIC

March 2010

DAMP^[1] - Proceedings of International Protection

March 2010

tab. 01

Country of citizenship	Number of participants in the proceedings up to 1.3.2010*	New applications	Cases referred back to the DAMP	Asylum granted	Applications rejected	Subsidiary protection granted	Applications dismissed as inadmissible	Proceedings discontinued	Total number of decisions **	Decisions handed****	Number of suits brought before courts	Number of participants in the proceedings up to 31.3.2010*
Albania	1	-	-	-	-	-	-	-	-	-	-	1
Belarus	55	5	-	1	1	-	-	-	2	6	2	54
Bosnia and Herzegovina	1	4	-	-	-	-	-	-	-	-	-	5
Croatia	1	-	-	-	-	-	-	-	-	-	-	1
Kosovo	9	-	-	-	-	-	-	-	-	4	4	5
Macedonia	1	-	-	-	-	-	-	-	-	-	-	1
Moldova	15	1	-	-	2	-	-	-	2	2	2	14
Romania	1	-	-	-	-	-	-	-	-	-	-	1
Russian Federation	75	9	-	4	2	-	1	4	11	9	1	75
Serbia	3	-	-	-	-	-	-	-	-	-	-	3
Slovakia	1	-	-	-	-	-	-	-	-	1	-	-
Ukraine	65	13	1	-	6	1	8	4	19	17	8	62
Europe	228	32	1	5	11	1	9	8	34	39	17	222
Afghanistan	6	-	-	-	-	1	-	-	1	1	-	5
Armenia	32	2	-	-	-	-	3	1	4	3	-	31
Azerbaijan	5	-	-	-	-	-	-	-	-	-	-	5
Georgia	12	3	-	-	-	-	1	-	1	1	2	14
China	4	1	-	-	-	-	1	-	1	1	-	4
India	2	-	-	-	-	-	-	-	-	-	-	2
Indonesia	1	-	-	-	-	-	-	-	-	-	-	1
Iran	7	-	-	-	-	-	-	-	-	-	-	7
Iraq	30	1	-	-	-	-	-	-	-	-	-	31
Israel	1	-	-	-	-	-	-	-	-	-	-	1
Kazakhstan	126	5	2	-	4	-	-	-	4	-	-	133
Kyrgyzstan	14	2	-	-	1	-	2	-	3	1	1	15
Mongolia	19	15	-	-	5	-	5	-	10	12	3	22
Myanmar	2	-	-	2	-	-	-	-	2	2	-	-
Nepal	1	-	-	-	1	-	-	-	1	-	-	1
Pakistan	4	-	-	-	-	-	-	-	-	-	-	4
Philippines	1	-	-	-	-	-	-	-	-	-	-	1
Sri Lanka	3	-	-	-	-	-	-	-	-	-	-	3
Syria	47	3	-	-	3	-	-	-	3	9	3	41
Turkey	32	8	-	-	1	-	26	1	28	19	-	21
Turkmenistan	1	-	-	-	-	-	-	-	-	-	-	1
Uzbekistan	16	4	-	-	1	-	-	-	1	-	-	20
Vietnam	16	8	-	-	2	-	2	-	4	5	3	19
Yemen	1	-	-	-	-	-	-	-	-	-	-	1
Asia	383	52	2	2	18	1	40	2	63	54	12	383
Cuba	4	2	-	-	-	2	-	-	2	1	-	5
Americas	4	2	-	-	-	2	-	-	2	1	-	5
Algeria	3	3	-	-	2	-	2	-	4	2	-	4
Angola	3	-	-	-	-	-	-	-	-	-	-	3
Cameroon	3	-	-	-	-	-	1	-	1	1	-	2
Central African Republic	-	1	-	-	-	-	-	-	-	-	-	1
Congo	5	-	-	-	-	1	1	-	2	2	1	3
Congo, Dem. Rep. of	39	3	-	-	4	-	1	1	6	5	2	37

DAMP^[1] - Proceedings of International Protection March 2010

tab. 01

Country of citizenship	Number of participants in the proceedings up to 1.3.2010*	New applications	Cases referred back to the DAMP	Asylum granted	Applications rejected	Subsidiary protection granted	Applications dismissed as inadmissible	Proceedings discontinued	Total number of decisions **	Decisions handed ****	Number of suits brought before courts	Number of participants in the proceedings up to 31.3.2010*
Egypt	2	-	-	-	-	-	-	-	-	-	-	2
Ghana	1	-	-	-	-	-	-	-	-	-	-	1
Guinea	5	-	-	-	-	-	-	-	-	-	-	5
Ivory Coast	2	-	-	-	-	-	1	-	1	-	-	2
Nigeria	34	4	-	-	-	-	2	1	3	6	-	32
Senegal	1	-	-	-	-	-	-	-	-	-	-	1
Sierra Leone	4	-	-	-	-	-	-	-	-	-	-	4
Somalia	5	-	-	-	-	-	-	-	-	-	-	5
Sudan	4	1	-	-	-	-	1	-	1	-	-	5
Togo	3	-	-	-	-	-	-	-	-	-	-	3
Tunisia	1	1	-	-	-	-	-	-	-	-	-	2
Uganda	1	-	-	-	-	-	-	-	-	-	-	1
Africa	116	13	-	-	6	1	9	2	18	16	3	113
Stateless persons	44	7	-	-	-	-	4	-	4	2	2	49
Total	775	106	3	7	35	5	62	12	121	112	34	772

^[1] Department for Asylum and Migration Policy (DAMP)

DAMP - Proceedings for an extension of subsidiary protection March 2010

tab. 18

Country of citizenship	Number of participants in the proceedings up to 1.3.2010*	New applications	Cases referred back to the DAMP	Subsidiary protection extended	Subsidiary protection terminated	Proceedings discontinued	Total number of decisions	Decisions handed **	Number of suits brought before courts	Number of participants in the proceedings up to 31.3.2010*
Belarus	3	-	-	3	1	-	4	3	-	-
Russian Federation	-	1	-	-	-	-	-	-	-	1
Ukraine	2	-	-	-	-	-	-	-	-	2
Europe	5	1	-	3	1	-	4	3	-	3
Iraq	-	3	-	-	-	-	-	-	-	3
Sri Lanka	-	1	-	-	-	-	-	-	-	1
Uzbekistan	-	-	-	2	-	-	2	-	-	-
Asia	-	4	-	2	-	-	2	-	-	4
Cuba	10	4	-	5	-	-	5	7	-	7
Americas	10	4	-	5	-	-	5	7	-	7
Sudan	1	1	-	1	-	-	1	1	-	1
Africa	1	1	-	1	-	-	1	1	-	1
Stateless persons	-	3	-	-	-	-	-	-	-	3
Total	16	13	-	11	1	-	12	11	-	18

* Number of participants in the proceedings = Includes cases that have not yet been decided by the DAMP or cases where decisions have not come into force yet. This column also includes earlier decisions that were annulled and not yet replaced by a new decision.

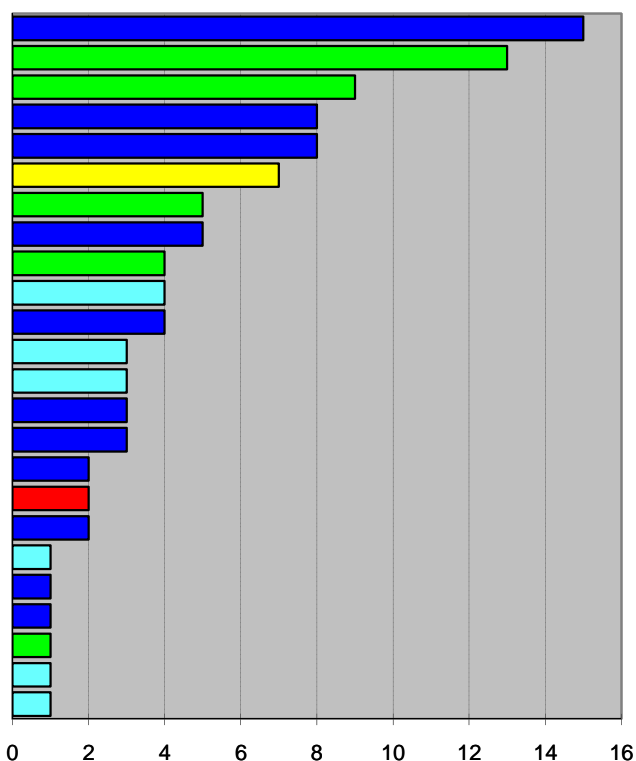
** Decisions handed to applicants = This column also contains older decisions that were handed to applicants during the given period. After receiving the decision, the person is no longer considered an applicant for international protection.

Applications for international protection by country of citizenship

March 2010

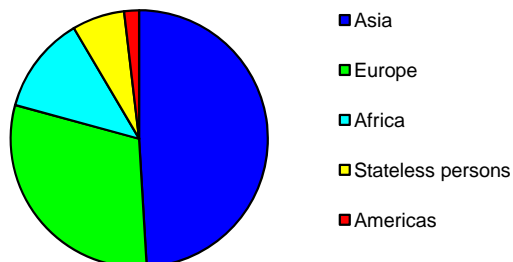
tab. 02a

Country of citizenship	New applications	%
Mongolia	15	14,20
Ukraine	13	12,30
Russian Federation	9	8,50
Turkey	8	7,50
Vietnam	8	7,50
Stateless persons	7	6,60
Belarus	5	4,70
Kazakhstan	5	4,70
Bosnia and Herzegovina	4	3,80
Nigeria	4	3,80
Uzbekistan	4	3,80
Algeria	3	2,80
Congo, Dem. Rep. of	3	2,80
Georgia	3	2,80
Syria	3	2,80
Armenia	2	1,90
Cuba	2	1,90
Kyrgyzstan	2	1,90
Central African Republic	1	0,90
China	1	0,90
Iraq	1	0,90
Moldova	1	0,90
Sudan	1	0,90
Tunisia	1	0,90
Total	106	100,00

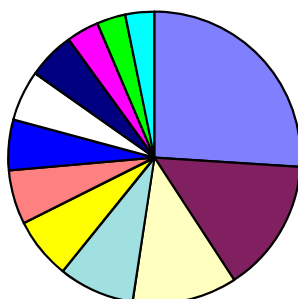


tab. 02b

Country of citizenship	New applications	%
Asia	52	49,00
Europe	32	30,00
Africa	13	12,00
Stateless persons	7	7,00
Americas	2	2,00
Total	106	100,00



The most frequent country of citizenship of international protection seekers in 2010 (31.3.2010)

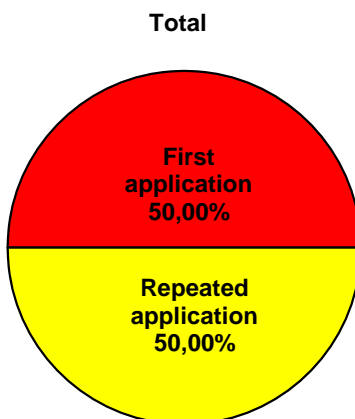
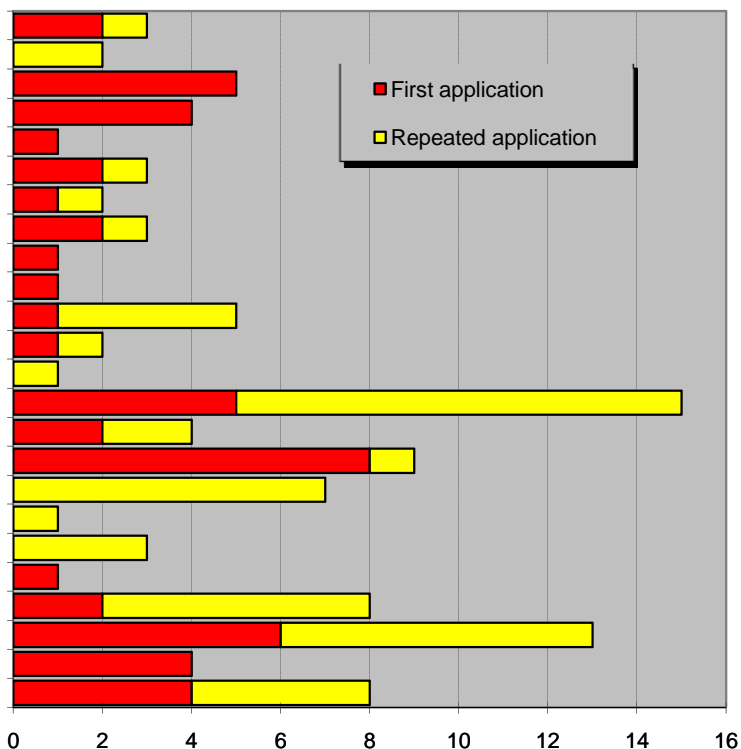


- Other - 26%
- Ukraine - 14,8%
- Mongolia - 11,6%
- Russian Federation - 8,4%
- Stateless persons - 6,8%
- Vietnam - 6%
- Turkey - 5,6%
- Belarus - 5,6%
- Kazakhstan - 5,2%
- Armenia - 3,6%
- Syria - 3,2%
- Moldova - 3,2%

First and repeated applications by country of citizenship March 2010

tab. 02c

Country of citizenship	Total	First application	Repeated application
Algeria	3	2	1
Armenia	2	-	2
Belarus	5	5	-
Bosnia and Herzegovina	4	4	-
Central African Republic	1	1	-
Congo, Dem. Rep. of	3	2	1
Cuba	2	1	1
Georgia	3	2	1
China	1	1	-
Iraq	1	1	-
Kazakhstan	5	1	4
Kyrgyzstan	2	1	1
Moldova	1	-	1
Mongolia	15	5	10
Nigeria	4	2	2
Russian Federation	9	8	1
Stateless persons	7	-	7
Sudan	1	-	1
Syria	3	-	3
Tunisia	1	1	-
Turkey	8	2	6
Ukraine	13	6	7
Uzbekistan	4	4	-
Vietnam	8	4	4
Total	106	53	53



Locations where applications for international protection were lodged

March 2010

Country of Citizenship	Total	RC Praha- Ruzyne	RC Zastavka	DFF Bela	DFF Postorna	Prison	Private Accommod ation
Algeria	3	-	1	-	2	-	-
Armenia	2	-	2	-	-	-	-
Belarus	5	-	2	1	-	1	1
Bosnia and Herzegovina	4	4	-	-	-	-	-
Central African Republic	1	1	-	-	-	-	-
Congo, Dem. Rep. of	3	1	2	-	-	-	-
Cuba	2	-	2	-	-	-	-
Georgia	3	-	2	-	-	1	-
China	1	-	1	-	-	-	-
Iraq	1	1	-	-	-	-	-
Kazakhstan	5	-	4	-	-	-	1
Kyrgyzstan	2	-	1	-	-	-	1
Moldova	1	-	-	-	-	1	-
Mongolia	15	-	11	4	-	-	-
Nigeria	4	-	4	-	-	-	-
Russian Federation	9	-	7	-	-	2	-
Stateless persons	7	-	5	2	-	-	-
Sudan	1	-	1	-	-	-	-
Syria	3	-	-	3	-	-	-
Tunisia	1	-	-	1	-	-	-
Turkey	8	-	7	1	-	-	-
Ukraine	13	-	8	1	2	1	1
Uzbekistan	4	2	1	-	-	1	-
Vietnam	8	1	5	-	2	-	-
Total	106	10	66	13	6	7	4
%	100,00	9,43	62,26	12,26	5,66	6,60	3,77

RC = reception centre (asylum facility for the registration of new applications)

DFF = detention facility for foreigners (especially for the purpose of administrative expulsion)

Applications for international protection by age and sex
March 2010

tab. 05

Country of citizenship	Adults			Children (0-17)			Total
	Men	Women	Total	Men	Women	Total	
Algeria	2	1	3	-	-	-	3
Armenia	2	-	2	-	-	-	2
Belarus	4	-	4	1	-	1	5
Bosnia and Herzegovina	1	1	2	-	2	2	4
Central African Republic	1	-	1	-	-	-	1
Congo, Dem. Rep. of	2	1	3	-	-	-	3
Cuba	2	-	2	-	-	-	2
Georgia	3	-	3	-	-	-	3
China	1	-	1	-	-	-	1
Iraq	-	1	1	-	-	-	1
Kazakhstan	-	1	1	2	2	4	5
Kyrgyzstan	1	-	1	1	-	1	2
Moldova	1	-	1	-	-	-	1
Mongolia	11	1	12	1	2	3	15
Nigeria	2	2	4	-	-	-	4
Russian Federation	5	3	8	-	1	1	9
Stateless persons	1	2	3	2	2	4	7
Sudan	1	-	1	-	-	-	1
Syria	1	-	1	1	1	2	3
Tunisia	1	-	1	-	-	-	1
Turkey	4	1	5	1	2	3	8
Ukraine	7	3	10	2	1	3	13
Uzbekistan	3	1	4	-	-	-	4
Vietnam	4	4	8	-	-	-	8
Total	60	22	82	11	13	24	106

Unaccompanied minors

March 2010

Unaccompanied minors - Proceedings of international protection⁽¹⁾

tab. 06b

Country of citizenship	Number of participants in the proceedings up to 1.3.2010*	New applications	Cases referred back to the DAMP	Asylum granted	Applications rejected	Subsidiary protection granted	Applications dismissed as inadmissible	Proceedings discontinued	Total number of decisions	Decisions handed**	Number of suits brought before courts	Number of participants in the proceedings up to 31.3.2010*
Russian Federation	1	-	-	-	-	-	-	-	-	-	-	1
Europe	1	0	0	0	0	0	0	0	0	0	0	1
Afghanistan	1	-	-	-	-	-	-	-	-	-	-	1
Azerbaijan	1	-	-	-	-	-	-	-	-	-	-	1
China	1	-	-	-	-	-	-	-	-	-	-	1
Nepal	1	-	-	-	1	-	-	-	1	-	-	1
Asia	4	0	0	0	1	0	0	0	1	0	0	4
Congo	1	-	-	-	-	1	-	-	1	1	-	-
Congo, Dem. Rep. of	3	-	-	-	-	-	-	-	-	-	-	3
Africa	4	0	0	0	0	1	0	0	1	1	0	3
Total	9	0	0	0	1	1	0	0	2	1	0	8

⁽¹⁾ For comprehensive data on stages of international protection proceedings including unaccompanied minors see first part of this report.

* Number of participants in the proceedings = Includes cases that have not yet been decided by the DAMP or cases where decisions have not come into force yet. This column also includes earlier decisions that were annulled and not yet replaced by a new decision.

** Decisions handed to applicants = This column also contains older decisions that were handed to applicants during the given period. After receiving the decision, the person is no longer considered an applicant for international protection.

Unaccompanied minors - New applications

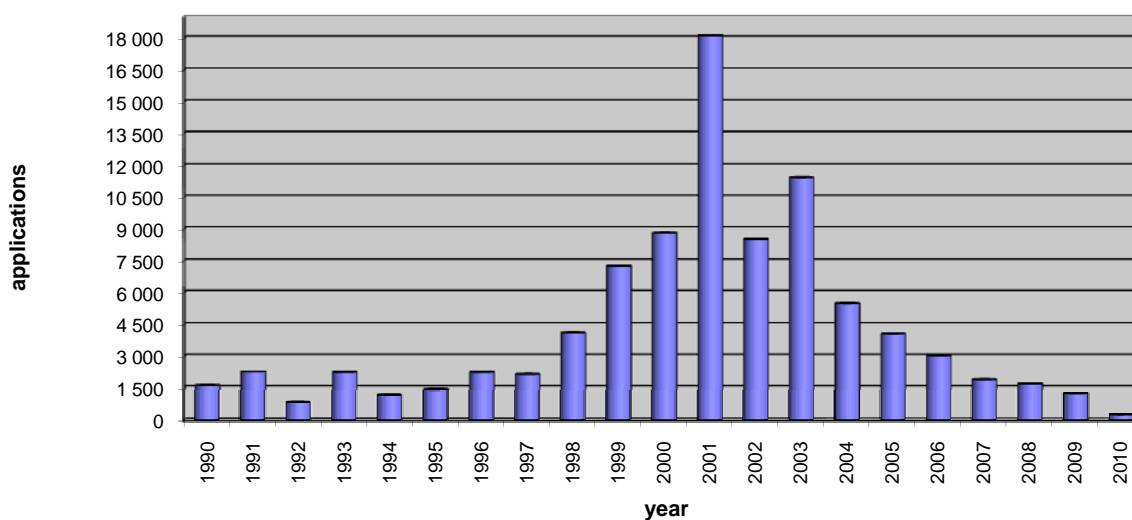
Age category	0-14		15-17		Total
Sex	Men	Women	Men	Women	
	-	-	-	-	-
Total	0	0	0	0	0

Applications for international protection by year and month July 1990 - March 2010

tab. 09

month	1990	1991	1992	1993	1994	1995	1996	1997	1998	1999	2000	2001	2002	2003	2004	2005	2006	2007	2008	2009	2010	Total
January		395	138	30	172	55	57	212	219	602	593	1 228	1 334	686	552	346	262	153	212	123	65	7 434
February		330	39	45	125	65	125	191	175	430	384	1 228	679	704	588	297	235	130	188	130	79	6 167
March		233	45	65	97	201	138	201	144	583	514	1 635	726	588	988	307	263	181	182	123	106	7 320
April		165	61	71	100	147	118	193	127	569	559	1 539	762	1 187	603	280	218	130	137	134		7 100
May		248	39	141	80	211	89	114	96	604	545	1 600	604	964	420	261	246	114	98	115		6 589
June		235	64	101	64	150	187	115	120	537	944	1 698	525	899	317	312	286	138	114	90		6 896
July	1	104	95	169	121	89	372	185	142	611	666	1 614	580	925	354	330	292	148	115	105		7 018
August	231	137	67	198	95	118	332	151	273	581	691	1 780	579	1 167	300	489	426	172	113	85		7 985
September	146	77	82	814	90	155	171	168	252	699	749	1 497	610	965	282	432	193	151	121	86		7 740
October	355	80	76	334	70	69	198	119	791	551	919	1 498	773	1 557	378	348	235	142	176	99		8 768
November	432	122	70	129	65	73	226	210	711	724	1 232	1 355	630	997	370	348	208	216	117	82		8 317
December	437	100	65	110	108	84	198	250	1 035	727	997	1 422	682	761	307	271	152	203	83	86		8 078
Total	1 602	2 226	841	2 207	1 187	1 417	2 211	2 109	4 085	7 218	8 793	18 094	8 484	11 400	5 459	4 021	3 016	1 878	1 656	1 258	250	89 412

Number of applications for international protection by year

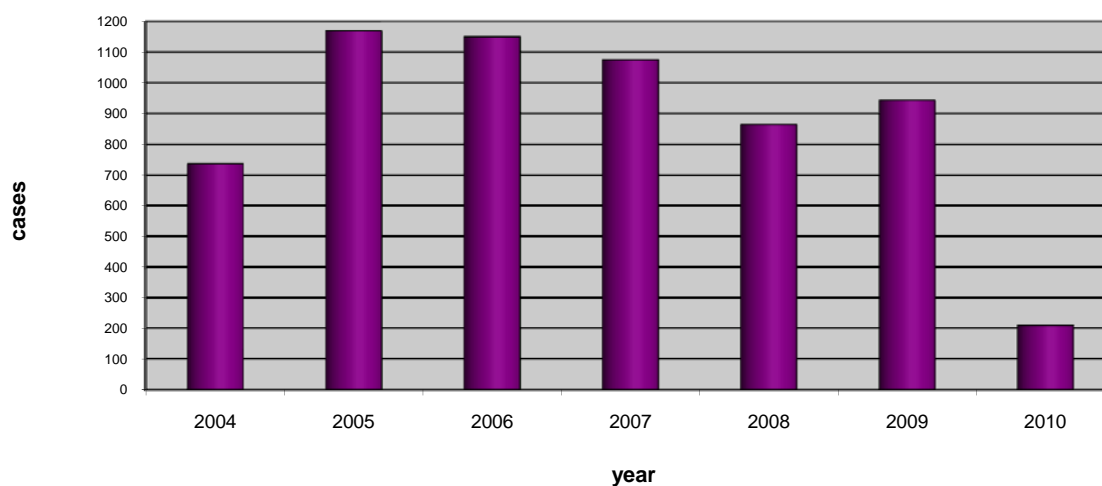


Numbers of Dublin cases **May 2004 - March 2010**

tab. 11

Year	2004	2005	2006	2007	2008	2009	2010
Month							
January	0	128	136	139	99	66	66
February	0	126	125	73	80	73	92
March	0	115	120	79	76	91	52
April	0	97	62	64	68	65	
May	60	71	111	89	63	62	
June	83	67	71	84	74	69	
July	101	79	80	97	62	80	
August	94	79	82	104	71	79	
September	61	79	104	81	68	106	
October	101	77	80	124	76	88	
November	117	120	105	77	64	95	
December	119	130	73	63	62	68	
Total	736	1168	1149	1074	863	942	210
Total Dublin Cases							6142

Numbers of Dublin cases



Regional Courts⁽¹⁾ - Proceedings concerning international protection March 2010

tab.12

Country of citizenship	Number of participants in the proceedings up to 1.3.2010*	Number of suits brought before courts	Cases referred back to RC by SAC	Suits dismissed	Suits dismissed as inadmissible	Proceedings discontinued	Cases referred back to DAMP	Total number of verdicts	Verdicts handed**	Cassation complaints filed in the SAC	Number of participants in the proceedings up to 31.3.2010*
Belarus	40	2	-	1	-	1	-	2	-	1	42
Croatia	1	-	-	-	-	-	-	-	-	-	1
Kosovo	7	4	-	1	-	-	-	1	-	-	11
Macedonia	2	-	1	-	-	-	-	-	-	-	3
Moldova	12	2	-	1	1	-	-	2	1	-	13
Russian Federation	13	1	-	-	-	-	-	-	-	1	14
Serbia	2	-	-	-	-	-	-	-	1	1	1
Slovakia	1	-	-	-	-	-	-	-	-	-	1
Ukraine	86	7	-	2	-	1	5	8	6	5	87
Europe	164	16	1	5	1	2	5	13	8	8	173
Afghanistan	3	-	-	-	-	-	-	-	-	-	3
Armenia	10	-	-	-	-	-	-	-	-	-	10
Bangladesh	1	-	-	-	-	-	-	-	-	-	1
Georgia	14	1	-	1	-	-	-	1	1	1	14
China	7	-	-	1	-	-	-	1	-	-	7
India	1	-	-	-	-	-	-	-	-	1	1
Indonesia	1	-	-	-	-	-	-	-	-	-	1
Iran	1	-	-	-	-	-	-	-	-	-	1
Iraq	1	-	-	-	-	-	1	1	-	-	1
Israel	1	-	-	-	-	-	-	-	-	-	1
Kazakhstan	17	-	5	-	-	-	2	2	2	3	20
Kyrgyzstan	21	1	-	-	-	-	-	-	-	-	22
Mongolia	86	2	-	-	-	1	3	4	1	3	87
Nepal	1	-	-	-	-	-	-	-	-	-	1
Pakistan	2	-	-	-	-	1	-	1	-	-	2
Palestine	2	-	-	-	-	-	-	-	1	-	1
Philippines	1	-	-	-	-	-	-	-	-	-	1
Sri Lanka	2	-	-	-	-	-	-	-	-	-	2
Syria	9	4	-	-	-	-	1	1	-	-	13
Turkey	6	-	-	-	-	-	-	-	-	-	6
Uzbekistan	6	-	-	-	-	-	1	1	-	-	6
Vietnam	25	2	1	2	-	1	-	3	2	1	26
Asia	218	10	6	4	0	3	8	15	7	9	227
Cuba	1	-	-	-	-	-	-	-	-	-	1
Americas	1	0	0	0	0	0	0	0	0	0	1
Algeria	3	-	-	-	-	-	-	-	-	2	3
Cameroon	1	-	-	-	-	-	-	-	-	-	1
Congo	1	1	-	-	-	-	-	-	-	-	2
Congo, Dem. Rep. of	2	2	-	-	-	1	-	1	-	-	4
Egypt	1	-	-	-	-	-	-	-	-	-	1
Ghana	2	-	-	-	-	-	-	-	-	-	2
Ivory Coast	1	-	-	-	-	-	-	-	-	-	1
Morocco	1	-	-	-	-	-	-	-	-	-	1
Nigeria	14	-	-	-	-	-	-	-	-	-	14
Somalia	5	-	-	-	-	-	-	-	-	-	5
Sudan	1	-	-	-	-	-	-	-	1	-	-
Tunisia	1	-	-	-	-	-	-	-	-	-	1
Africa	33	3	0	0	0	1	0	1	1	2	35
Stateless persons	7	1	-	-	-	-	-	-	1	-	7
Total	423	30	7	9	1	6	13	29	17	19	443

RC = Regional Court

SAC = Supreme Administrative Court

DAMP = Department for Asylum and Migration Policy

International protection seekers can file a lawsuit against the decision of DAMP to an independent appeals body, which is since 1 January 2003 the territorially competent court (according to the place of residence of the international protection seeker at the time of filing the lawsuit)

(1) - Regional Court in Prague Brno, Ostrava, Hradec Kralove, Usti nad Labem, Ceske Budejovice, Plzen, Hradec Kralove - branch office in Pardubice, Usti nad Labem - branch office in Liberec, Metropolitan Court in Prague

* Number of participants in the proceedings - Includes persons whose suits have not yet been decided by the Regional Court or cases where the decisions have not yet come into force.

** Verdicts handed to participants column also contains older verdicts which were handed to the participants during the given period.

**Regional Courts(1) - Course of proceedings of
lawsuits without suspensive effect of appeals
March 2010**

tab. 14

Country of citizenship	Number of foreigners with a suit without susp.effect of appeals up to	Number of suits brought before courts	Suits dismissed	Suits dismissed as inadmissible	Proceedings discontinued	Cases referred back to DAMP	Total number of verdicts	**Verdicts handed	Number of foreigners with a suit without susp.effect of appeals up to
Belarus	7	-	-	-	1	-	1	-	7
Kosovo	1	-	-	-	1	-	1	-	1
Lithuania	1	-	-	-	-	-	-	-	1
Moldova	1	-	-	-	-	-	-	-	1
Romania	1	-	-	-	-	-	-	-	1
Russian Federation	1	-	-	-	-	-	-	-	1
Ukraine	7	1	-	-	-	-	-	-	8
Europe	19	1	0	0	2	0	2	0	20
Armenia	2	-	-	-	-	-	-	-	2
Bangladesh	1	-	-	-	-	-	-	-	1
Georgia	1	1	-	-	-	1	1	-	2
China	6	-	-	-	2	-	2	-	6
India	1	-	-	-	-	-	-	-	1
Kazakhstan	1	-	-	-	-	-	-	-	1
Kyrgyzstan	6	-	-	-	-	-	-	-	6
Mongolia	8	1	-	-	3	-	3	1	8
Sri Lanka	2	-	-	-	-	-	-	-	2
Syria	4	2	-	-	-	-	-	3	3
Turkey	1	-	-	-	-	-	-	-	1
Vietnam	4	1	-	-	-	-	-	-	5
Asia	37	5	0	0	5	1	6	4	38
Cuba	1	-	-	-	1	-	1	-	1
Peru	1	-	-	-	-	-	-	-	1
Americas	2	0	0	0	1	0	1	0	2
Algeria	4	-	-	-	1	-	1	-	4
Cameroon	1	-	-	-	-	1	1	-	1
Congo	1	1	-	-	-	-	-	-	2
Congo, Dem. Rep. of	1	-	-	-	-	-	-	-	1
Eritrea	1	-	-	-	-	-	-	-	1
Ghana	2	-	1	-	-	-	1	-	2
Guinea	3	-	-	-	-	-	-	-	3
Guinea-Bissau	1	-	-	-	-	-	-	-	1
Ivory Coast	2	-	-	-	-	-	-	-	2
Morocco	1	-	-	-	-	-	-	-	1
Nigeria	2	-	-	-	-	-	-	-	2
Senegal	2	-	-	-	-	-	-	-	2
Africa	21	1	1	0	1	1	3	0	22
Stateless persons	3	2	-	-	-	-	-	1	4
Total	82	9	1	0	9	2	12	5	86

Foreigners can file a lawsuit with the regional court against a decision to terminate the proceedings pursuant to §25 and against a decision to reject the asylum application as a manifestly unfounded claim pursuant to §16(1)(d) and (e) of the Asylum Act. These lawsuits are without a suspensive effect of appeals.

(1) - Regional Court in Prague, Brno, Ostrava, Hradec Kralove, Usti nad Labem, Ceske Budejovice, Plzen, Hradec Kralove - branch office in Pardubice, Usti nad Labem - branch office in Liberec, Metropolitan Court in Prague

* Number of foreign nationals who filed a lawsuit without a suspensive effect of appeals = Includes persons whose suits have not yet been decided by Regional Courts or their rulings have not come into force yet.

** Verdicts handed to foreigners = This column also contains older verdicts which were handed to the foreigners during the given period.

Supreme Administrative Court - Course of the proceedings of cassation complains

March 2010

tab. 15

Country of citizenship	Number of foreigners who filed a cassation complaint up to 1.3.2010*	Number of new cassation complaints filed	Cassation complaints dismissed	Cassation complaints dismissed as inadmissible	Proceedings discontinued	Cases referred back before RC	Total number of verdicts	Verdicts handed**	Number of foreigners who filed a cassation complaint up to 31.3.2010*
Belarus	14	1	1	-	-	-	1	1	14
Croatia	1	-	-	-	-	-	-	-	1
Kosovo	1	-	-	-	-	-	-	-	1
Macedonia	3	-	-	1	-	1	2	-	3
Moldova	2	-	-	-	-	-	-	-	2
Russian Federation	16	1	-	1	-	-	1	1	16
Serbia	-	1	-	-	-	-	-	-	1
Ukraine	51	5	-	1	-	-	1	1	55
Yugoslavia	1	-	-	-	-	-	-	-	1
Europe	89	8	1	3	-	1	5	3	94
Afghanistan	2	-	-	-	-	-	-	-	2
Armenia	4	-	-	-	-	-	-	-	4
Georgia	5	-	-	-	-	-	-	1	4
China	1	-	-	-	-	-	-	-	1
India	1	1	-	-	-	-	-	-	2
Indonesia	1	-	-	-	-	-	-	-	1
Kazakhstan	26	3	-	2	-	5	7	-	29
Kyrgyzstan	5	-	-	-	-	-	-	1	4
Mongolia	31	3	-	-	-	-	-	7	27
Nepal	1	-	-	-	-	1	1	1	-
Syria	3	-	-	-	-	-	-	-	3
Turkey	18	-	-	-	-	-	-	-	18
Uzbekistan	1	-	-	-	-	-	-	-	1
Vietnam	9	1	-	-	-	1	1	2	8
Asia	108	8	-	2	-	7	9	12	104
Cuba	1	-	-	-	-	-	-	-	1
Americas	1	-	-	-	-	-	-	-	1
Algeria	1	2	-	-	-	-	-	-	3
Cameroon	1	-	-	-	-	-	-	-	1
Guinea	3	-	-	-	-	-	-	-	3
Libya	1	-	-	-	-	-	-	-	1
Nigeria	6	-	-	-	1	1	2	2	4
Tunisia	1	-	-	-	-	-	-	-	1
Africa	13	2	-	-	1	1	2	2	13
Stateless persons	1	-	-	-	-	-	-	-	1
Total	212	18	1	5	1	9	16	17	213

After receiving a negative decision of a Regional Court (after the decision comes into force) the person ceases to be a seeker of international protection. The foreigner can file a cassation complaint to the Supreme Administrative Court in Brno against the decision of the Regional Court. Having fulfilled the statutory conditions, he/she can be issued a leave to remain.

* Number of foreigners who filed a cassation complaint – Number of cases of cassation complaints where the verdicts have not come into force yet.

** Verdicts handed to foreigners = This column also contains older verdicts which were handed to the foreigners during the given period.

Note: Only cassation complaints of which the MOI had been informed by the courts are registered here.

Supreme Administrative Court - Course of the proceedings of cassation complains filed by the Mol

March 2010

tab. 13

Country of citizenship	Number of cassation complains filed by the Mol up to 1.3.2010*	Number of new cassation complains filed by Mol	Cassation complains filed by Mol dismissed	Cassation complains filed by Mol dismissed as inadmissible	Proceedings discontinued	Cases referred back before RC	Total number of verdicts	Verdicts handed	Number of cassation complains filed by the Mol up to 31.3.2010*
Belarus	8	-	-	-	-	-	-	-	8
Romania	1	-	-	-	-	-	-	-	1
Russian Federation	2	-	-	-	-	-	-	-	2
Ukraine	12	2	-	-	-	-	-	-	14
Europe	23	2	0	0	0	0	0	0	25
Armenia	1	-	-	-	-	-	-	-	1
China	1	-	-	-	-	-	-	-	1
Kyrgyzstan	2	-	-	-	-	-	-	-	2
Mongolia	1	-	-	-	-	-	-	-	1
Syria	2	1	-	-	-	-	-	-	3
Turkey	6	-	-	-	-	-	-	-	6
Vietnam	1	-	-	-	-	-	-	-	1
Asia	14	1	0	0	0	0	0	0	15
Niger	1	-	-	-	-	-	-	-	1
Nigeria	1	-	-	-	-	-	-	-	1
Sudan	-	1	-	-	-	-	-	-	1
Togo	1	-	-	-	-	-	-	-	1
Zimbabwe	1	-	-	-	-	-	-	-	1
Africa	4	1	0	0	0	0	0	0	5
Stateless persons	2	-	-	-	-	-	-	-	2
Total	43	4	0	0	0	0	0	0	47

Mol = Ministry of the Interior of the Czech Republic

MINISTRY OF THE INTERIOR OF THE CZECH REPUBLIC

Department for Asylum and Migration Policy

P.O.Box 21/OAM, 170 34 PRAHA 7

tel: 974 832 495

fax: 974 833 530

e-mail: opu@mvr.cz

<http://www.mvr.cz>

Data extracted on 7.4.2010