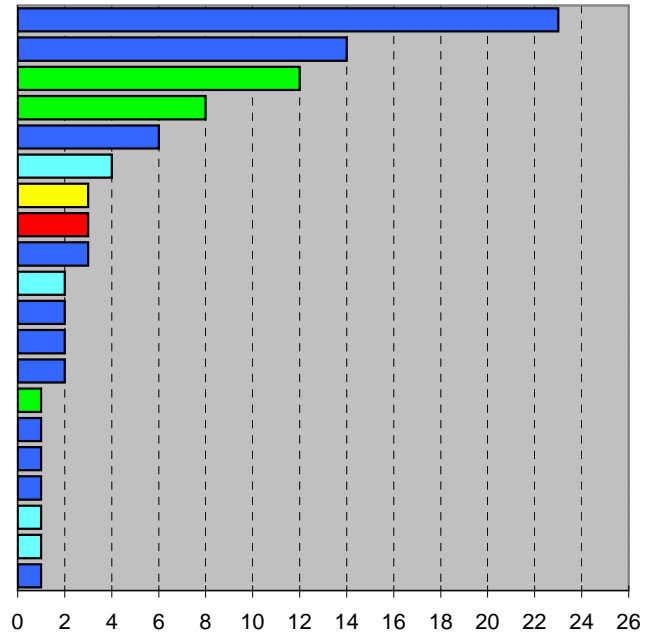


Applications for international protection by country of citizenship

August 2010

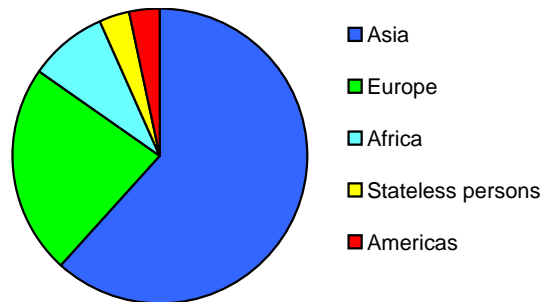
tab. 02a

Country of citizenship	New applications	%
Myanmar	23	25,30
Mongolia	14	15,40
Ukraine	12	13,20
Russian Federation	8	8,80
Kazakhstan	6	6,60
Nigeria	4	4,40
Stateless persons	3	3,30
Cuba	3	3,30
Syria	3	3,30
Algeria	2	2,20
India	2	2,20
Kyrgyzstan	2	2,20
Vietnam	2	2,20
Belarus	1	1,10
China	1	1,10
Georgia	1	1,10
Iraq	1	1,10
Congo	1	1,10
Congo, Dem. Rep. of	1	1,10
Turkey	1	1,10
Total	91	100,00

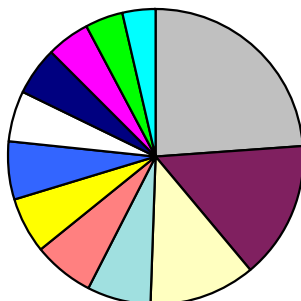


tab. 02b

Country of citizenship	New applications	%
Asia	56	62,00
Europe	21	23,00
Africa	8	9,00
Stateless persons	3	3,00
Americas	3	3,00
Total	91	100,00



The most frequent country of citizenship of international protection seekers in 2010 (31.8.2010)



- Other - 23,84%
- Ukraine - 15,18%
- Mongolia - 11,5%
- Russian Federation - 7,03%
- Myanmar - 6,55%
- Stateless persons - 6,23%
- Turkey - 6,23%
- Kazakhstan - 5,59%
- Belarus - 5,27%
- Vietnam - 4,79%
- Kyrgyzstan - 4,15%
- Nigeria - 3,67%