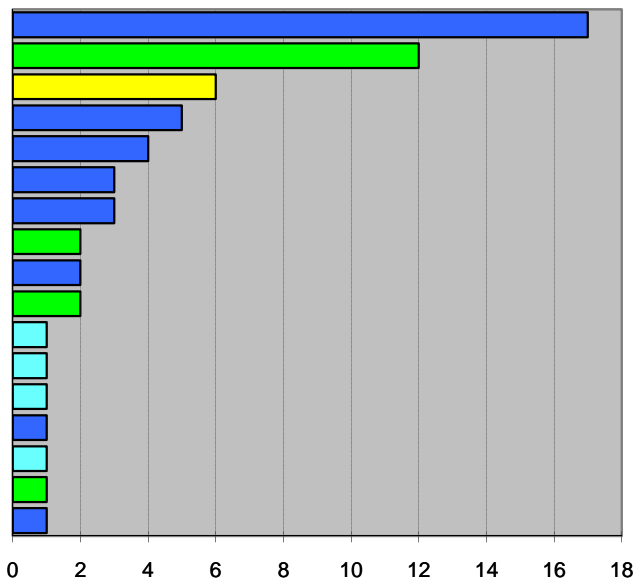


## Applications for international protection by country of citizenship

July 2010

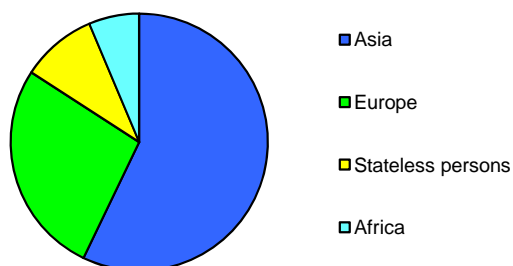
tab. 02a

| Country of citizenship | New applications | %             |
|------------------------|------------------|---------------|
| Myanmar                | 17               | 27,00         |
| Ukraine                | 12               | 19,00         |
| Stateless persons      | 6                | 9,50          |
| Mongolia               | 5                | 7,90          |
| Kyrgyzstan             | 4                | 6,30          |
| Armenia                | 3                | 4,80          |
| Vietnam                | 3                | 4,80          |
| Belarus                | 2                | 3,20          |
| Kazakhstan             | 2                | 3,20          |
| Russian Federation     | 2                | 3,20          |
| Algeria                | 1                | 1,60          |
| Ethiopia               | 1                | 1,60          |
| Ghana                  | 1                | 1,60          |
| India                  | 1                | 1,60          |
| Mali                   | 1                | 1,60          |
| Slovakia               | 1                | 1,60          |
| Turkey                 | 1                | 1,60          |
| <b>Total</b>           | <b>63</b>        | <b>100,00</b> |

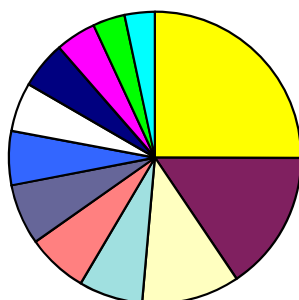


tab. 02b

| Country of citizenship | New applications | %             |
|------------------------|------------------|---------------|
| Asia                   | 36               | 57,00         |
| Europe                 | 17               | 27,00         |
| Stateless persons      | 6                | 10,00         |
| Africa                 | 4                | 6,00          |
| <b>Total</b>           | <b>63</b>        | <b>100,00</b> |



### The most frequent country of citizenship of international protection seekers in 2010 (31.7.2010)



- Other - 25,04%
- Ukraine - 15,51%
- Mongolia - 10,84%
- Turkey - 7,1%
- Stateless persons - 6,73%
- Russian Federation - 6,73%
- Belarus - 5,98%
- Kazakhstan - 5,42%
- Vietnam - 5,23%
- Kyrgyzstan - 4,49%
- Nigeria - 3,55%
- Myanmar - 3,36%