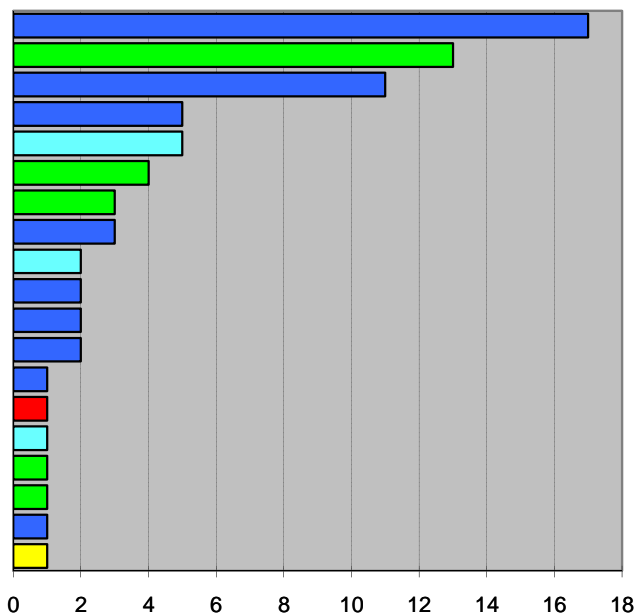


Applications for international protection by country of citizenship

April 2010

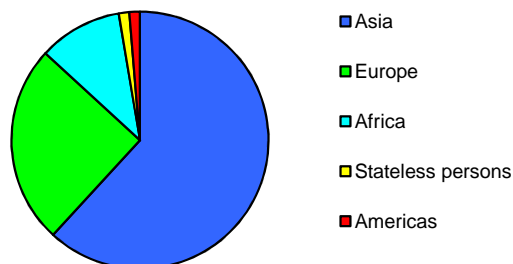
tab. 02a

Country of citizenship	New applications	%
Turkey	17	22,40
Ukraine	13	17,10
Mongolia	11	14,50
Kyrgyzstan	5	6,60
Nigeria	5	6,60
Russian Federation	4	5,30
Georgia	3	3,90
Vietnam	3	3,90
Congo, Dem. Rep. of	2	2,60
China	2	2,60
Iran	2	2,60
Kazakhstan	2	2,60
Armenia	1	1,30
Cuba	1	1,30
Ghana	1	1,30
Kosovo	1	1,30
Moldova	1	1,30
Pakistan	1	1,30
Stateless persons	1	1,30
Total	76	100,00

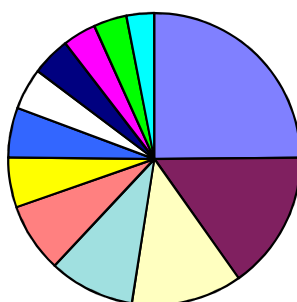


tab. 02b

Country of citizenship	New applications	%
Asia	47	62,00
Europe	19	25,00
Africa	8	11,00
Stateless persons	1	1,00
Americas	1	1,00
Total	76	100,00



The most frequent country of citizenship of international protection seekers in 2010 (30.4.2010)



- Other - 24,87%
- Ukraine - 15,34%
- Mongolia - 12,27%
- Turkey - 9,51%
- Russian Federation - 7,67%
- Stateless persons - 5,52%
- Vietnam - 5,52%
- Kazakhstan - 4,6%
- Belarus - 4,29%
- Nigeria - 3,68%
- Kyrgyzstan - 3,68%
- Armenia - 3,07%