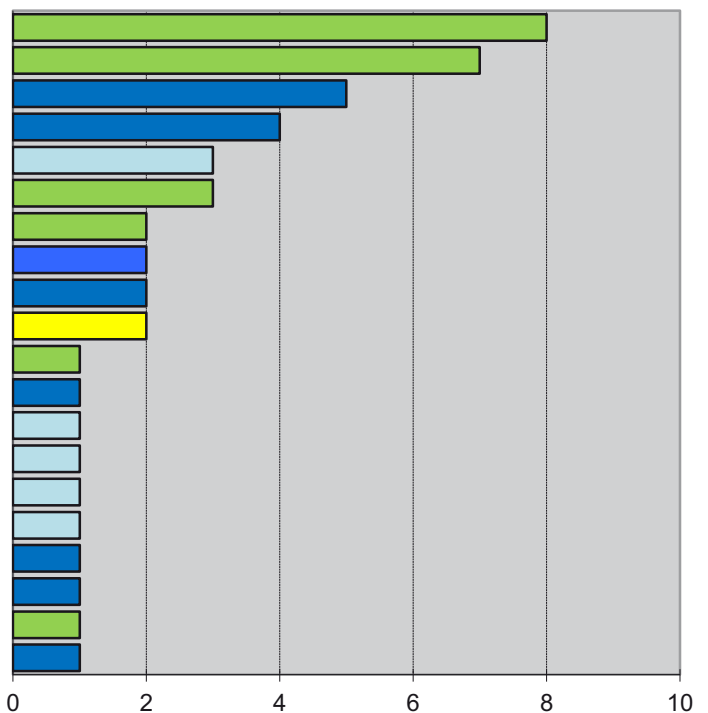


Applications for international protection by country of citizenship November 2010

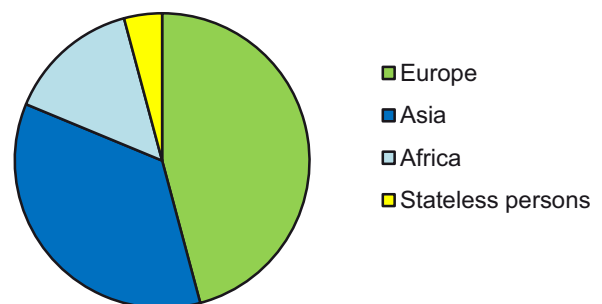
tab. 02a

Country of citizenship	New applications	%
Ukraine	8	16,67
Belarus	7	14,58
Mongolia	5	10,42
Uzbekistan	4	8,33
Nigeria	3	6,25
Poland	3	6,25
Russian Federation	2	4,17
Syria	2	4,17
Iraq	2	4,17
Stateless persons	2	4,17
Moldova	1	2,08
Azerbaijan	1	2,08
Burkina Faso	1	2,08
Congo	1	2,08
Algeria	1	2,08
Egypt	1	2,08
Turkey	1	2,08
Vietnam	1	2,08
Slovakia	1	2,08
Pakistan	1	2,08
Total	48	100,00

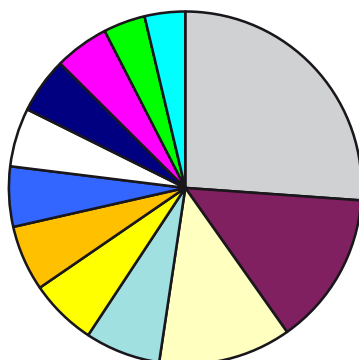


tab. 02b

Country of citizenship	New applications	%
Europe	22	46,00
Asia	17	35,00
Africa	7	15,00
Stateless persons	2	4,00
Total	48	100,00



The most frequent country of citizenship of international protection seekers in 2010 (30.11.2010)



- Other - 26,13%
- Ukraine - 14,08%
- Mongolia - 12,16%
- Belarus - 6,91%
- Stateless persons - 6,15%
- Russian Federation - 6,02%
- Turkey - 5,51%
- Myanmar - 5,38%
- Vietnam - 5,12%
- Kazakhstan - 4,99%
- Nigeria - 3,84%
- Kyrgyzstan - 3,71%