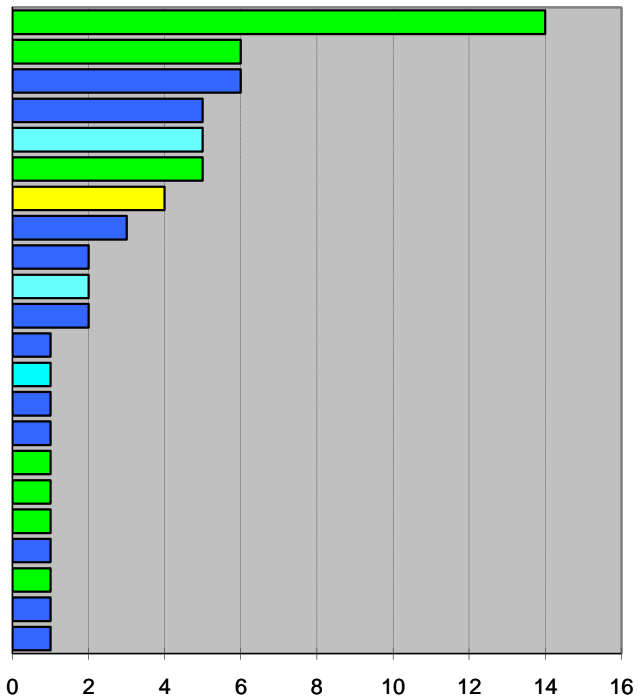


Applications for international protection by country of citizenship

June 2010

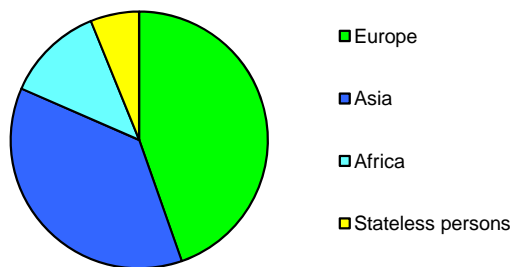
tab. 02a

Country of citizenship	New applications	%
Ukraine	14	21,50
Belarus	6	9,20
Vietnam	6	9,20
Kyrgyzstan	5	7,70
Nigeria	5	7,70
Russian Federation	5	7,70
Stateless persons	4	6,20
Mongolia	3	4,60
Kazakhstan	2	3,10
Congo	2	3,10
Pakistan	2	3,10
Afghanistan	1	1,50
Algeria	1	1,50
Azerbaijan	1	1,50
Philippines	1	1,50
Croatia	1	1,50
Moldova	1	1,50
Germany	1	1,50
Palestine	1	1,50
Slovakia	1	1,50
Syria	1	1,50
Turkey	1	1,50
Total	65	100,00

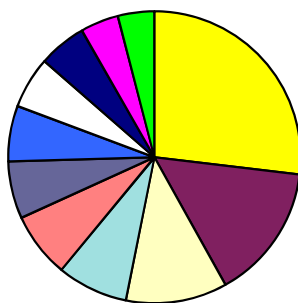


tab. 02b

Country of citizenship	New applications	%
Europe	29	45,00
Asia	24	37,00
Africa	8	12,00
Stateless persons	4	6,00
Total	65	100,00



The most frequent country of citizenship of international protection seekers in 2010 (30.6.2010)



- Other - 26,87%
- Ukraine - 15,04%
- Mongolia - 11,23%
- Turkey - 7,84%
- Russian Federation - 7,2%
- Belarus - 6,36%
- Stateless persons - 6,14%
- Kazakhstan - 5,72%
- Vietnam - 5,3%
- Kyrgyzstan - 4,24%
- Nigeria - 4,03%