



MINISTERSTVO VNITRA
ČESKÉ REPUBLIKY

Department for Asylum and Migration Policy

STATISTICAL REPORT

**International Protection Seekers and
Refugees**



CZECH REPUBLIC

DECEMBER 2009



**Proceedings to Grant International Protection
First Instance Asylum Procedure
December 2009**

Country of Citizenship	Number of participants in the proceedings as of 1.12.2009*	New applications	Cases referred back to the First Instance	Asylum granted	Rejected	Subsidiary protection	Applications dismissed as inadmissible	Proceedings discontinued	Total number of decisions **	Served decisions ***	Number of suits brought to court	Number of participants in the proceedings as of 31.12.2009*
Albania	1	-	-	-	-	-	-	-	-	-	-	1
Belarus	50	1	-	-	1	-	2	-	3	4	-	47
Bosnia and Herzegovina	1	-	-	-	-	-	-	-	-	-	-	1
Czech republic	1	-	-	-	-	-	-	-	-	-	-	1
Kosovo	9	1	-	-	1	-	-	-	1	1	-	9
Macedonia	1	1	-	-	-	-	1	-	1	1	-	1
Moldova	7	6	-	-	2	-	-	-	2	2	2	11
Romania	1	-	-	-	-	-	-	-	-	-	-	1
Russia	67	8	-	-	1	-	4	-	5	11	1	64
Serbia	1	1	3	-	1	-	-	-	1	1	-	4
Slovakia	1	1	-	-	-	-	1	-	1	1	-	1
Ukraine	68	17	1	4	8	-	9	-	21	16	2	70
Europe	208	36	4	4	14	-	17	-	35	37	5	211
Afghanistan	4	-	-	-	-	-	-	-	-	-	-	4
Armenia	31	1	-	1	-	-	-	-	1	-	-	32
Azerbaijan	2	1	-	-	-	-	-	-	-	-	-	3
Bangladesh	2	-	-	-	-	-	-	1	1	1	-	1
Georgia	20	2	-	-	1	-	2	1	4	4	-	18
China	6	1	-	-	1	-	-	-	1	2	-	5
India	3	-	-	-	-	-	-	-	-	-	1	3
Indonesia	1	-	-	-	-	-	-	-	-	-	-	1
Iran	7	-	-	-	-	-	-	-	-	2	-	5
Iraq	31	-	-	-	-	-	-	-	-	1	-	30
Israel	1	-	-	-	-	-	-	-	-	-	-	1
Kazakhstan	120	-	-	-	-	-	-	-	-	-	1	120
Kyrgyzstan	14	4	-	-	-	-	1	-	1	2	1	16
Mongolia	25	11	-	-	4	-	5	-	9	11	6	25
Myanmar	1	-	-	-	-	-	-	-	-	-	-	1
Nepal	1	-	-	-	-	-	-	-	-	-	-	1
Pakistan	3	-	-	-	-	-	-	-	-	-	-	3
Palestine	1	-	-	-	-	-	-	-	-	-	-	1
Philippines	1	-	-	-	-	-	-	-	-	-	-	1
Sri Lanka	2	-	-	-	-	-	-	-	-	-	1	2
Syria	41	6	-	-	-	-	1	1	2	-	-	47
Turkey	29	5	-	-	-	-	3	1	4	3	1	31
Turkmenistan	1	-	-	-	-	-	-	-	-	-	-	1
Uzbekistan	10	5	-	-	-	-	-	-	-	-	-	15
Viet Nam	17	3	-	-	-	-	2	4	6	6	1	14
Asia	374	39	0	1	6	-	14	8	29	32	12	381
Cuba	7	1	-	-	-	-	1	-	1	1	-	7
America	7	1	0	0	0	-	1	0	1	1	0	7
Algeria	3	-	-	-	-	-	-	-	-	-	-	3
Angola	3	-	-	-	-	-	-	-	-	-	-	3
Cameroon	3	1	-	-	-	-	-	-	-	-	-	4
Congo	5	-	-	-	-	-	-	1	1	1	-	4
Côte d'Ivoire	1	-	-	-	-	-	-	-	-	-	-	1
Dem. Rep. of the Congo	40	2	-	2	-	-	1	-	3	2	-	41
Egypt	2	-	-	-	-	-	-	-	-	-	-	2
Ethiopia	1	-	-	-	-	-	-	1	1	1	-	-
Ghana	1	-	-	-	-	-	-	-	-	-	-	1
Guinea	4	1	-	-	-	-	-	-	-	-	-	5
Morocco	1	-	-	-	-	-	1	-	1	-	-	1
Nigeria	31	1	-	-	-	-	-	1	1	4	-	29
Senegal	1	-	-	-	-	-	-	-	-	-	-	1
Sierra Leone	4	-	-	-	-	-	-	-	-	-	-	5
Somalia	5	-	-	-	-	-	-	-	-	-	-	5
Sudan	4	-	-	-	-	-	-	-	-	-	-	4
Togo	2	-	-	-	-	-	-	-	-	-	-	2
Tunisia	1	-	-	-	-	-	-	-	-	-	-	1
Uganda	-	-	1	-	-	-	-	-	-	-	-	1
Africa	115	5	1	2	-	0	2	3	7	8	-	113
stateless	42	5	-	-	2	1	1	-	4	1	-	46
Total	746	86	5	7	22	1	35	11	76	79	17	758

Czech republic: last month Burkina Faso. Change nationality

December 2009

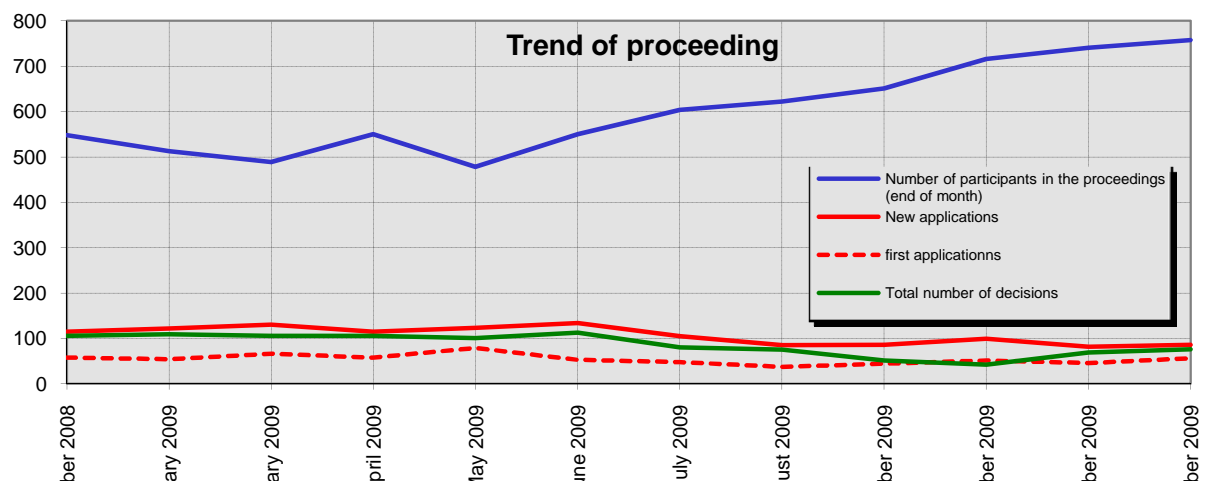
Country of Citizenship	Number of participants in the proceedings as of 1.12.2009*	New applications	Cases referred back to the First Instance	Subsidiary protection extended	Subsidiary protection terminated	Proceedings discontinued	Total number of decisions **	Served decisions ***	Number of suits brought to court	Number of participants in the proceedings as of 31.12.2009*
Belarus	1	5	-	-	-	-	-	1	-	5
Moldova	1	-	-	-	1	-	1	1	-	-
Russia	4	6	-	2	-	-	2	1	-	9
Ukraine	1	-	-	-	-	-	-	-	-	1
Europe	7	11	-	2	1	-	2	3	-	15
Afghanistan	1	-	-	1	-	-	1	1	-	-
Iraq	10	2	-	11	-	-	11	8	-	4
Israel	2	-	-	2	-	-	2	2	-	-
Syria	1	-	-	-	-	-	-	-	-	1
Turkmenistan	1	-	-	-	-	-	-	1	-	-
Asia	15	2	-	14	-	-	14	12	-	5
Cuba	1	3	-	2	-	-	2	-	-	4
America	1	3	-	2	-	-	2	-	-	4
stateless	4	-	-	3	-	-	3	-	-	4
Total	27	16	-	1	1	-	22	15	-	28

* **Number of participants in the proceedings** = includes persons whose suits have not been decided yet by the DAMP or cases where the decisions have not become legally effective yet; cases which must be decided repeatedly by the first instance.

** **Total number of decisions** = this column contains not only sum of positive, negative and terminating decisions but also self-corrective and other, mostly exceptional, decisions taken by the first instance

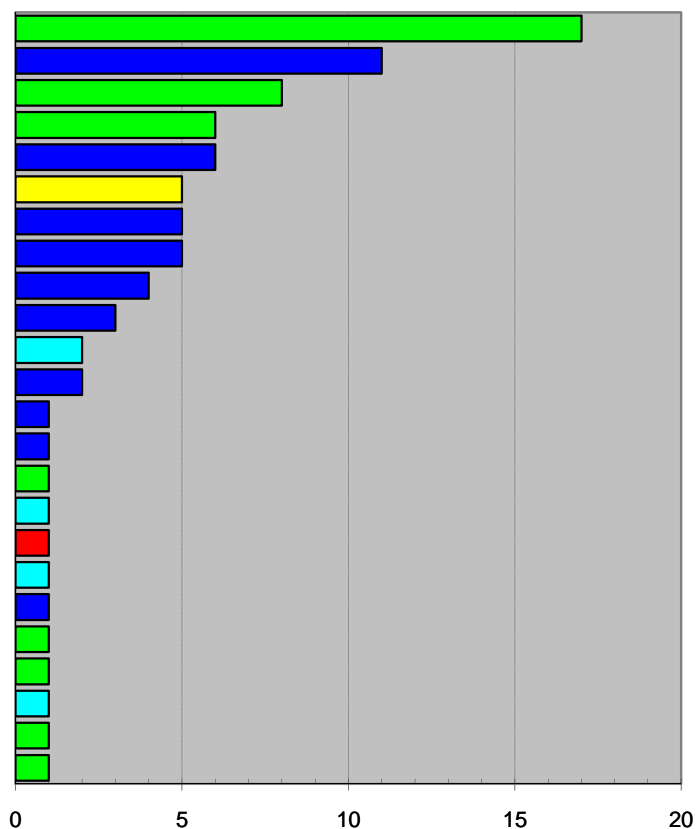
*** **Served decisions** = this column also contains older decisions which were served on international protection seekers during the given period. After being served with the decision the person stops being an international protection seeker in the First Instance of the Asylum Procedure.

DAMP = Department for Asylum and Migration Policies of the Ministry of the Interior

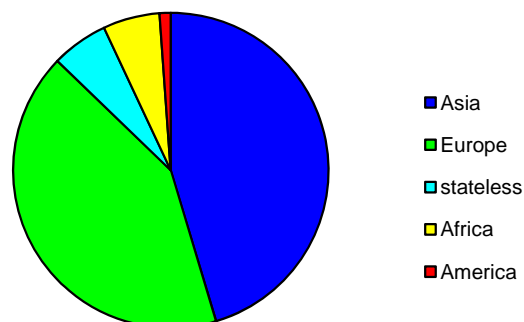


Distribution of International Protection Seekers by Countries of Citizenship December 2009

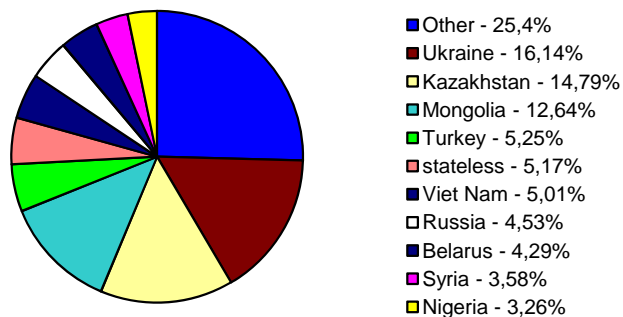
Country of Citizenship	New applications	%
Ukraine	17	19,80
Mongolia	11	12,80
Russia	8	9,30
Moldova	6	7,00
Syria	6	7,00
stateless	5	5,80
Turkey	5	5,80
Uzbekistan	5	5,80
Kyrgyzstan	4	4,70
Viet Nam	3	3,50
Dem. Rep. of the Congo	2	2,30
Georgia	2	2,30
Armenia	1	1,20
Azerbaijan	1	1,20
Belarus	1	1,20
Cameroon	1	1,20
Cuba	1	1,20
Guinea	1	1,20
China	1	1,20
Kosovo	1	1,20
Macedonia	1	1,20
Nigeria	1	1,20
Serbia	1	1,20
Slovakia	1	1,20
Total	86	100,00



Country of Citizenship	New applications	%
Asia	39	45,00
Europe	36	42,00
stateless	5	6,00
Africa	5	6,00
America	1	1,00
Total	86	100,00

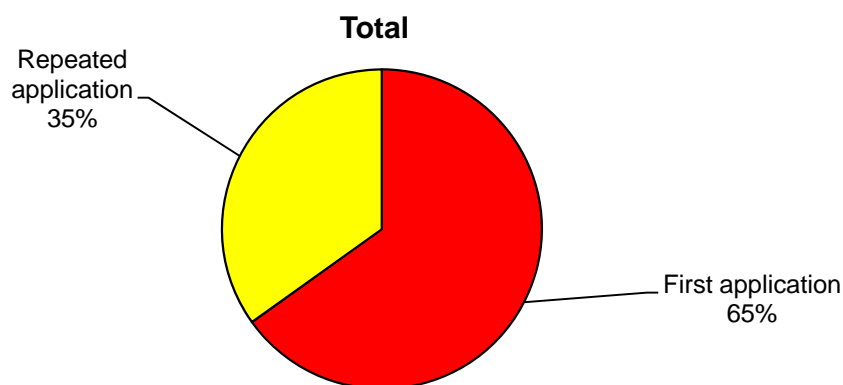
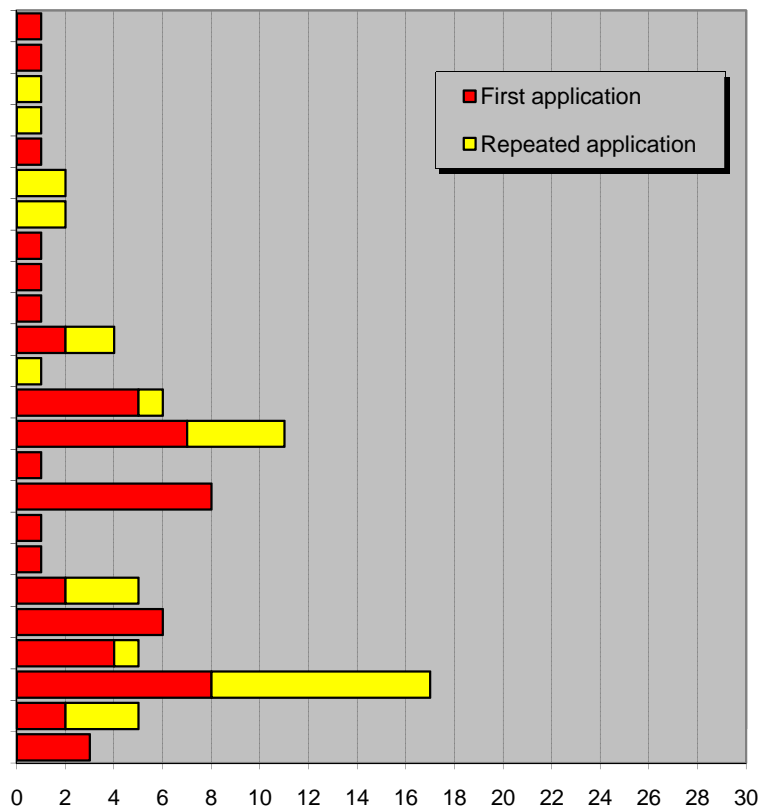


The most frequent country citizenship of international protection seekers in 2009 (31/12/2009)



Distribution of International Protection Seekers by Countries of Citizenship
First and repeated applications
December 2009

Country of Citizenship	Total	First application	Repeated application
Armenia	1	1	-
Azerbaijan	1	1	-
Belarus	1	-	1
Cameroon	1	-	1
Cuba	1	1	-
Dem. Rep. of the Congo	2	-	2
Georgia	2	-	2
Guinea	1	1	-
China	1	1	-
Kosovo	1	1	-
Kyrgyzstan	4	2	2
Macedonia	1	-	1
Moldova	6	5	1
Mongolia	11	7	4
Nigeria	1	1	-
Russia	8	8	-
Serbia	1	1	-
Slovakia	1	1	-
stateless	5	2	3
Syria	6	6	-
Turkey	5	4	1
Ukraine	17	8	9
Uzbekistan	5	2	3
Viet Nam	3	3	-
Total	86	56	30



**Distribution of International Protection Seekers
by Place of Filing Application
December 2009**

Country of Citizenship	Total	RC Praha-Ruzyně	DFF Bela	DFF Postorna	Prison	Private Accommodation	RC Zastavka
Armenia	1	-	-	-	-	-	1
Azerbaijan	1	-	-	-	-	-	1
Belarus	1	-	-	-	-	-	1
Cameroon	1	-	-	-	-	-	1
Cuba	1	-	-	-	-	-	1
Dem. Rep. of the Congo	2	-	-	-	-	-	2
Georgia	2	-	1	-	-	-	1
Guinea	1	1	-	-	-	-	-
China	1	-	1	-	-	-	-
Kosovo	1	-	-	-	1	-	-
Kyrgyzstan	4	-	-	1	-	1	2
Macedonia	1	-	-	-	1	-	-
Moldova	6	-	-	1	-	-	5
Mongolia	11	-	1	2	-	-	8
Nigeria	1	-	-	-	1	-	-
Russia	8	-	6	-	-	2	-
Serbia	1	-	-	-	1	-	-
Slovakia	1	-	-	-	1	-	-
stateless	5	-	-	-	-	-	5
Syria	6	6	-	-	-	-	-
Turkey	5	1	-	1	-	-	3
Ukraine	17	2	1	-	1	-	13
Uzbekistan	5	1	-	-	-	-	4
Viet Nam	3	-	-	-	3	-	-
Total	86	11	10	5	9	3	48
%	100,00	12,79	11,63	5,81	10,46	3,49	55,81

RC = reception centre (asylum facility for registration of new asylum seekers)

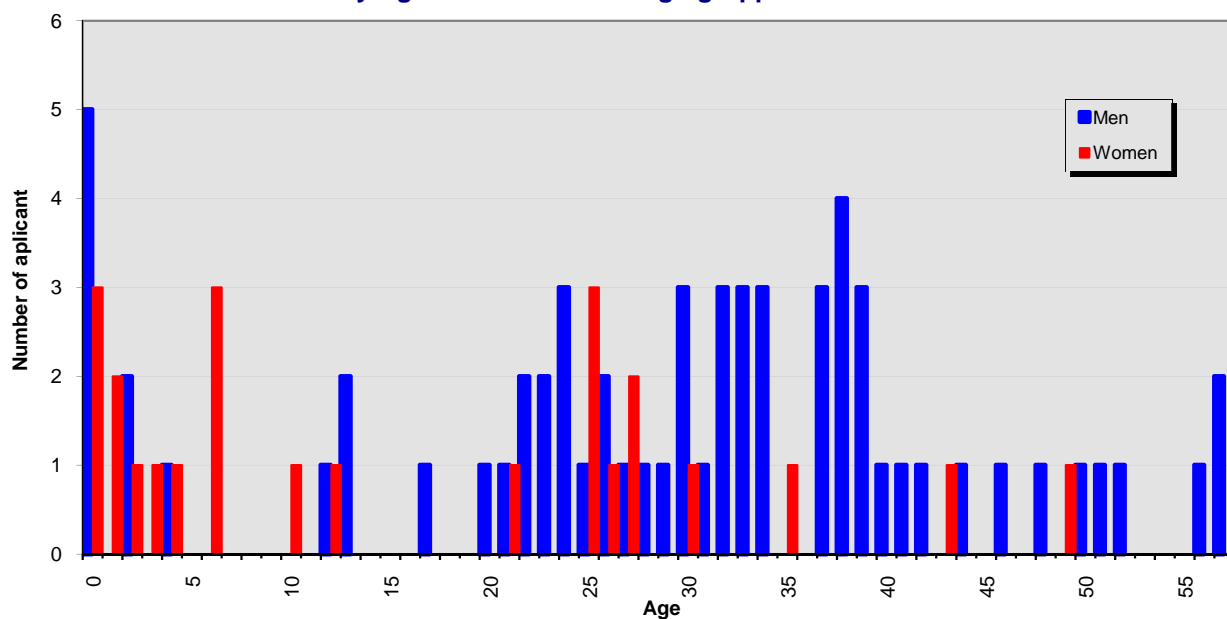
DFF = detention facility for foreigners (especially for the purpose of administrative expulsion)

Distribution of International Protection Seekers by Age and Sex

December 2009

Country of Citizenship	Adults			Children (0-17)			Total
	Men	Women	Total	Men	Women	Total	
Armenia	1	-	1	-	-	-	1
Azerbaijan	-	-	-	1	-	1	1
Belarus	1	-	1	-	-	-	1
Cameroon	1	-	1	-	-	-	1
Cuba	1	-	1	-	-	-	1
Dem. Rep. of the Congo	2	-	2	-	-	-	2
Georgia	2	-	2	-	-	-	2
Guinea	1	-	1	-	-	-	1
China	1	-	1	-	-	-	1
Kosovo	1	-	1	-	-	-	1
Kyrgyzstan	3	-	3	1	-	1	4
Macedonia	1	-	1	-	-	-	1
Moldova	3	1	4	2	-	2	6
Mongolia	7	4	11	-	-	-	11
Nigeria	1	-	1	-	-	-	1
Russia	-	-	-	3	5	8	8
Serbia	1	-	1	-	-	-	1
Slovakia	1	-	1	-	-	-	1
stateless	2	-	2	1	2	3	5
Syria	2	1	3	1	2	3	6
Turkey	4	1	5	-	-	-	5
Ukraine	9	3	12	2	3	5	17
Uzbekistan	2	1	3	1	1	2	5
Viet Nam	3	-	3	-	-	-	3
Total	50	11	61	12	13	25	86

Distribution of International Protection Seekers by Age in the Date of Lodging Application



Unaccompanied Minors

December 2009

Unaccompanied Minors - new applications

Age category	0-14		15-17		Total
Sex	Men	Women	Men	Women	
Azerbaijan	-	-	1	-	1
Total	0	0	1	0	1

Unaccompanied Minors

Proceedings to Grant International Protection - First Instance Asylum Procedure*

Country of Citizenship	Number of participants in the proceedings as of 1.12.2009*	New applications	Cases referred back to the First Instance	Asylum granted	Rejected	Subsidiary protection	Applications dismissed as inadmissible	Proceedings discontinued	Total number of decisions **	Served decisions ***	Number of suits brought to court	Number of participants in the proceedings as of 31.12.2009*
Azerbaijan	-	1	-	-	-	-	-	-	-	-	-	1
China	1	-	-	-	-	-	-	-	-	-	-	1
Iraq	1	-	-	-	-	-	-	-	-	-	-	1
Nepal	1	-	-	-	-	-	-	-	-	-	-	1
Syria	1	-	-	-	-	-	-	1	1	-	-	1
Viet Nam	1	-	-	-	-	-	-	-	-	1	-	-
Asia	5	1	0	0	0	0	0	1	1	1	0	5
Congo	1	-	-	-	-	-	-	-	-	-	-	1
Dem. Rep. of the Congo	3	-	-	-	-	-	-	-	-	-	-	3
Africa	4	0	0	0	0	0	0	0	0	0	0	4
Total	9	1	0	0	0	0	0	1	1	1	0	9

* Total proceedings to grant international protection at first instance asylum procedure including unaccompanied minors are presented at first part of this statistical report.

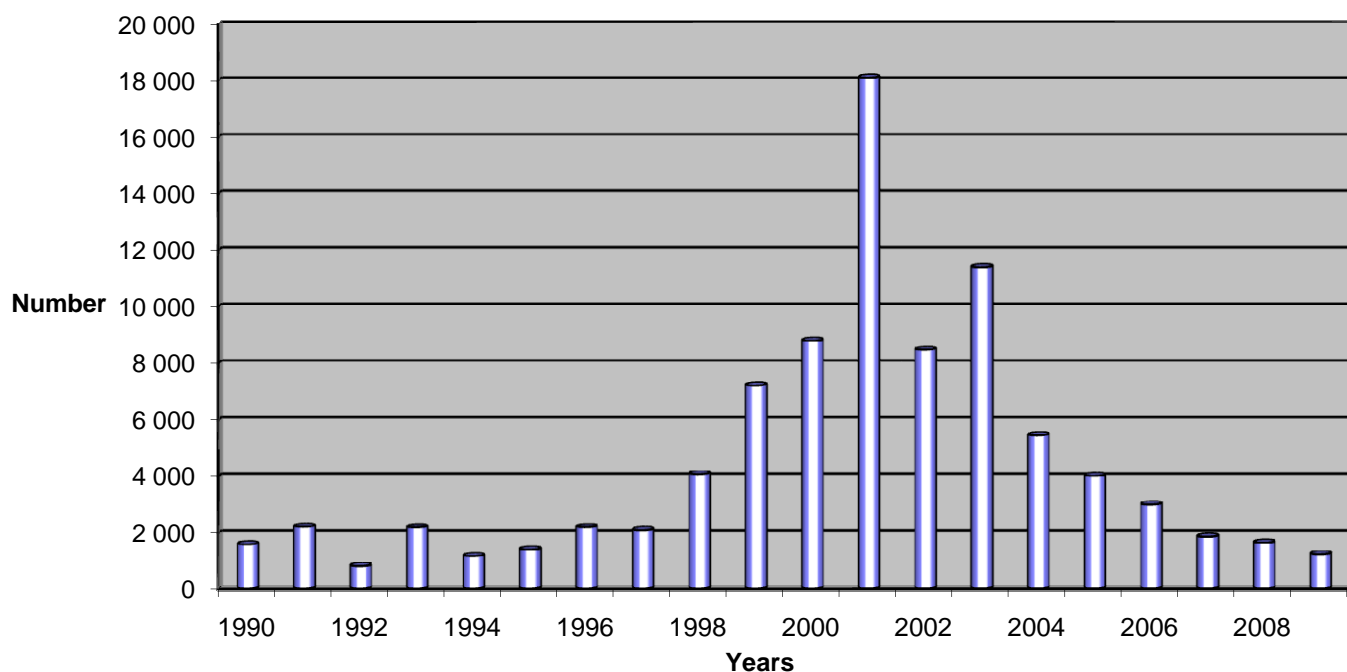
** **Number of participants in the proceedings** = includes persons whose suits have not been decided yet by the DAMP or cases where the decisions have not become legally effective yet; cases which must be decided repeatedly by the first instance.

Served decisions = this column also contains older decisions which were served on asylum seekers during the given period. After being served with the decision the person stops being an asylum seeker in the First Instance of the Asylum Procedure.

Number of International Protection Seekers by Years and Months

July 1990 - December 2009

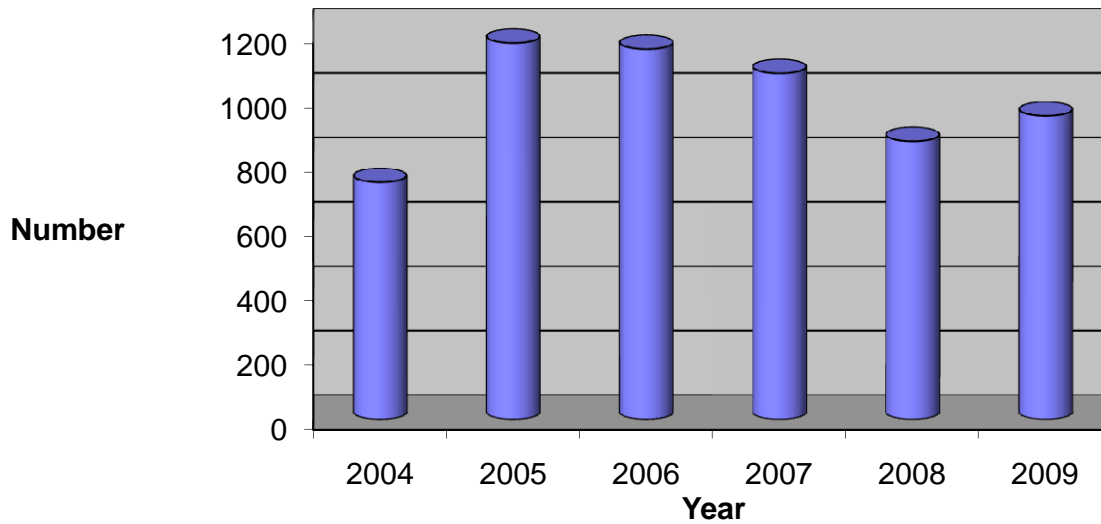
Month	1990	1991	1992	1993	1994	1995	1996	1997	1998	1999	2000	2001	2002	2003	2004	2005	2006	2007	2008	2009	Total
January		395	138	30	172	55	57	212	219	602	593	1228	1334	686	552	346	262	153	212	123	7369
February		330	39	45	125	65	125	191	175	430	384	1228	679	704	588	297	235	130	188	130	6088
March		233	45	65	97	201	138	201	144	583	514	1635	726	588	988	307	263	181	182	123	7214
April		165	61	71	100	147	118	193	127	569	559	1539	762	1187	603	280	218	130	137	134	7100
May		248	39	141	80	211	89	114	96	604	545	1600	604	964	420	261	246	114	98	115	6589
June		235	64	101	64	150	187	115	120	537	944	1698	525	899	317	312	286	138	114	90	6896
July	1	104	95	169	121	89	372	185	142	611	666	1614	580	925	354	330	292	148	115	105	7018
August	231	137	67	198	95	118	332	151	273	581	691	1780	579	1167	300	489	426	172	113	85	7985
September	146	77	82	814	90	155	171	168	252	699	749	1497	610	965	282	432	193	151	121	86	7740
October	355	80	76	334	70	69	198	119	791	551	919	1498	773	1557	378	348	235	142	176	99	8768
November	432	122	70	129	65	73	226	210	711	724	1232	1355	630	997	370	348	208	216	117	82	8317
December	437	100	65	110	108	84	198	250	1035	727	997	1422	682	761	307	271	152	203	83	86	8078
Total	1 602	2 226	841	2 207	1 187	1 417	2 211	2 109	4 085	7 218	8 793	18 094	8 484	11 400	5 459	4 021	3 016	1 878	1 656	1 258	89 162



**Number of Dublin Cases
May 2004 - December 2009**

Year Month	2004	2005	2006	2007	2008	2009
January	0	128	136	139	99	66
February	0	126	125	73	80	73
March	0	115	120	79	76	91
April	0	97	62	64	68	65
May	60	71	111	89	63	62
June	83	67	71	84	74	69
July	101	79	80	97	62	80
August	94	79	82	104	71	79
September	61	79	104	81	68	106
October	101	77	80	124	76	88
November	117	120	105	77	64	95
December	119	130	73	63	62	68
Total	736	1168	1149	1074	863	942
Total Dublin Cases						5932

Dublin Cases



Proceedings to Grant International Protection - Regional Courts⁽¹⁾

December 2009

Country of Citizenship	Number of participants in the proceedings as of 1.12.2009	Number of suits brought to court	Cases referred back to RC by SAC	Suits dismissed	Suits dismissed as inadmissible	Proceedings discontinued	Cases referred back to DAMP	Total number of decisions	Served decisions **	Cassation complaints filed to the SAC	Number of participants in the proceedings as of 31.12.2009
Belarus	46	-	-	1	-	-	-	1	3	1	43
Kosovo	6	-	-	-	-	-	-	-	1	-	5
Macedonia	3	-	-	1	-	-	-	1	-	-	3
Moldova	10	2	-	-	-	-	-	-	-	-	12
Russia	15	1	2	-	-	-	1	1	-	-	18
Serbia	6	-	-	-	-	1	-	1	3	-	3
Slovakia	1	-	-	-	-	-	-	-	-	-	1
Ukraine	110	3	2	4	-	1	1	6	9	3	106
Yugoslavia	-	-	-	-	-	-	-	-	1	-	-
Europe	198	6	4	6	0	1	2	9	17	4	191
Afghanistan	6	-	-	-	-	-	-	-	1	-	5
Armenia	13	-	-	-	-	-	-	-	1	-	12
Azerbaijan	2	-	-	-	-	-	-	-	-	-	2
Georgia	10	-	-	-	-	-	-	-	-	-	10
China	4	-	-	-	-	-	-	-	-	-	4
India	1	-	-	-	-	-	-	-	-	-	1
Indonesia	2	-	-	-	-	-	-	-	-	-	2
Iran	1	-	-	-	-	-	-	-	-	-	1
Iraq	2	-	-	-	-	-	-	-	-	-	2
Israel	1	-	-	-	-	-	-	-	-	-	1
Kazakhstan	27	1	-	-	-	-	-	-	-	-	28
Kyrgyzstan	21	-	-	-	-	-	-	-	2	-	19
Mongolia	96	5	-	2	1	1	1	5	3	1	98
Pakistan	3	-	-	-	-	-	-	-	-	-	3
Palestine	1	-	-	-	-	-	-	-	-	-	1
Philippines	1	-	-	-	-	-	-	-	-	-	1
Sri Lanka	7	1	-	1	-	2	-	3	-	-	8
Syria	9	-	-	-	-	-	-	-	-	-	9
Turkey	15	-	-	1	-	-	-	1	-	-	15
Uzbekistan	6	-	-	1	-	-	-	1	-	-	6
Viet Nam	28	1	-	-	-	1	-	1	1	-	28
Asia	256	8	0	5	1	4	1	11	8	1	256
Cuba	1	-	-	-	-	-	-	-	-	-	1
America	1	0	0	0	0	0	0	0	0	0	1
Algeria	6	-	-	-	-	-	-	-	-	-	6
Cameroon	1	-	-	-	-	-	-	-	-	-	1
Côte d'Ivoire	2	-	-	-	-	-	-	-	-	-	2
Dem. Rep. of the Congo	1	-	-	-	-	-	-	-	-	-	1
Egypt	1	-	-	-	-	-	-	-	-	-	1
Ghana	1	-	-	-	-	-	-	-	-	-	1
Morocco	1	-	-	-	-	-	-	-	-	-	1
Nigeria	19	-	-	-	-	-	-	-	-	-	19
Somalia	5	-	-	-	-	-	-	-	-	-	5
Tunisia	1	-	-	-	-	-	-	-	-	-	1
Uganda	1	-	-	-	-	-	-	-	1	-	-
Africa	39	0	0	0	0	0	0	0	1	0	38
stateless	9	-	-	-	-	-	-	-	1	-	8
Total	503	14	4	11	1	5	3	20	27	5	494

**Supreme Administrative Court - course of the proceedings of cassation complaints
December 2009**

Country of Citizenship	Number of participants in the proceedings as of 1.12.2009	Number of new cassation complaints filed by MOI	Cassation complaints filed by MOI dismissed	Cassation complaints filed by MOI dismissed as inadmissible	Proceedings discontinued	Cases referred back to RC	Total number of decisions	Served decisions	Number of participants in the proceedings as of 31.12.2009
Belarus	3	2	-	-	-	-	-	-	5
Romania	1	-	-	-	-	-	-	-	1
Ukraine	5	1	-	-	-	-	-	-	6
Europe	9	3	0	0	0	0	0	0	12
Armenia	1	-	-	-	-	-	-	-	1
China	1	-	-	-	-	-	-	-	1
Kyrgyzstan	1	-	-	-	-	-	-	-	1
Mongolia	1	-	-	-	-	-	-	-	1
Syria	2	-	-	-	-	-	-	-	2
Turkey	6	-	-	-	-	-	-	-	6
Viet Nam	1	-	-	-	-	-	-	-	1
Asia	13	0	0	0	0	0	0	0	13
Niger	1	-	-	-	-	-	-	-	1
Togo	1	-	-	-	-	-	-	-	1
Zimbabwe	1	-	-	-	-	-	-	-	1
Africa	3	0	0	0	0	0	0	0	3
stateless	-	2	-	-	-	-	-	-	2
Total	25	5	0	0	0	0	0	0	30

**Regional Courts(1) - Course of proceedings of actions without suspensive effect
December 2009**

Country of Citizenship	Number of aliens with an action without susp.effect as of 1.12.2009	Number of suits brought to court	Suits dismissed	Suits dismissed as inadmissible	Proceedings discontinued	Cases referred back to DAMP	Total number of decisions	Served decisions	Number of aliens with an action without susp.effect as of 31.12.2009
Belarus	7	-	-	-	1	-	1	-	7
Croatia	1	-	-	-	-	-	-	-	1
Lithuania	1	-	-	-	-	-	-	-	1
Russia	3	-	-	-	-	-	-	-	3
Serbia	1	-	-	-	1	-	1	-	1
Ukraine	14	-	-	-	1	-	1	2	12
Europe	27	0	0	0	3	0	3	2	25
Armenia	2	-	-	1	-	-	1	1	1
Bangladesh	2	-	-	-	-	-	-	-	2
Georgia	1	-	-	-	-	-	-	-	1
China	4	-	-	-	-	-	-	-	4
India	-	1	-	-	-	-	-	-	1
Iran	1	-	-	-	1	-	1	-	1
Kazakhstan	1	-	-	-	-	-	-	-	1
Kyrgyzstan	4	1	-	-	-	-	-	-	5
Mongolia	6	1	-	-	-	-	-	-	7
Sri Lanka	2	-	-	-	-	-	-	-	2
Syria	1	-	-	-	-	-	-	-	1
Turkey	-	1	-	-	-	-	-	-	1
Viet Nam	5	-	1	-	2	-	3	1	4
Asia	29	4	1	1	3	0	5	2	31
Peru	1	-	-	-	-	-	-	-	1
America	1	0	0	0	0	0	0	0	1
Algeria	5	-	-	-	-	-	-	-	5
Côte d'Ivoire	2	-	-	-	-	-	-	-	2
Dem. Rep. of the Congo	1	-	-	-	-	-	-	-	1
Eritrea	1	-	-	-	-	-	-	-	1
Ghana	2	-	-	-	-	-	-	-	2
Guinea	4	-	-	-	-	-	-	-	4
Guinea-Bissau	1	-	-	-	-	-	-	-	1
Nigeria	3	-	-	-	1	-	1	-	3
Senegal	2	-	-	-	-	-	-	-	2
Africa	21	0	0	0	1	0	1	0	21
stateless	1	-	-	-	-	-	-	-	1
Total	79	4	1	1	7	0	9	4	79

Aliens can file an action with the regional court against a decision to terminate the proceedings pursuant to Section 25 and against a decision to reject the asylum application as a manifestly unfounded claim pursuant to Section 16(1)(e) and (f) of the Asylum Act; these actions are without suspensive effect.

(1) - Regional Court in Praha, Brno, Ostrava, Hradec Kralove, Usti nad Labem, Ceske Budejovice, Plzen, Hradec Kralove - branch office in Pardubice, Usti nad Labem - branch office in Liberec, Metropolitan Court in Praha

** The number of aliens with an action without suspensive effect = this includes the persons on whose actions the regional courts have not yet ruled or their rulings did not come into force.*

**Supreme Administrative Court - course of the proceedings of cassation complains
December 2009**

Country of Citizenship	Number of foreigners filed a cassation complaint as of 1.12.2009	Number of new cassation complaints filed	Cassation complaints dismissed	Cassation complaints dismissed as inadmissible	Proceedings discontinued	Cases referred back to RC	Total number of decisions	Served decisions **	Number of foreigners filed a cassation complaint as of 31.12.2009
Belarus	15	-	1	-	-	-	1	3	12
Bosnia and Herzegovina	1	-	-	-	1	-	1	-	1
Croatia	1	-	-	-	-	1	1	-	1
Macedonia	3	-	-	-	-	-	-	-	3
Moldova	2	-	-	-	-	-	-	-	2
Russia	24	-	-	-	1	2	3	-	24
Ukraine	49	3	-	1	-	1	2	5	47
Europe	95	3	1	1	2	4	8	8	90
Armenia	4	-	-	-	-	-	-	-	4
Georgia	7	-	-	-	-	-	-	-	7
China	6	-	-	1	-	-	1	1	5
India	1	-	-	1	-	-	1	-	1
Kazakhstan	20	-	-	-	-	-	-	-	20
Kyrgyzstan	10	-	-	-	1	-	1	2	8
Mongolia	26	1	-	-	1	-	1	1	26
Myanmar	1	-	-	1	-	-	1	-	1
Nepal	1	-	-	-	-	-	-	-	1
Syria	4	-	-	-	-	-	-	1	3
Turkey	13	-	-	1	-	-	1	-	13
Viet Nam	13	-	-	1	-	-	1	1	12
Asia	106	1	-	5	2	-	7	6	101
Cameroon	1	-	-	-	-	-	-	-	1
Guinea	2	-	-	-	-	-	-	-	2
Libya	1	-	-	-	-	-	-	-	1
Nigeria	9	-	-	1	-	-	1	1	8
Senegal	1	-	-	1	-	-	1	-	1
Sudan	1	-	-	-	-	-	-	-	1
Tunisia	1	-	-	-	-	-	-	-	1
Africa	16	-	-	2	-	-	2	1	15
stateless	2	-	-	-	-	-	-	-	2
Total	219	4	1	8	4	4	17	15	208

RC - Regional Court

MOI - Ministry of the Interior of the Czech Republic

After receiving the negative decision of the Regional Court (after the decision becomes legally effective) the person ceases to be an applicant for international protection. The foreigner can file a cassation complaints to the Supreme Administrative Court in Brno against the decision of the Regional Court. Having

* **Number of foreigners that filed a cassation complaint** – number of foreigner in whose cases the decisions on cassation complaints have not become legally effective yet.

** **Served decisions** = this column also contains older decisions which were served during the given period.

Note: Only cassation complaints on which the MOI had been informed by the courts are registered

MINISTRY OF THE INTERIOR OF THE CZECH REPUBLIC

Department for Asylum and Migration Policy

P.O.Box 21/OAM, 170 34 PRAHA 7

tel: (+420) 974 832 495

fax: (+420) 974 833 530

e-mail: opu@mvcz.cz

<http://www.mvcz.cz>

Data valid as of 7.1.2010